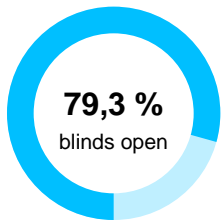
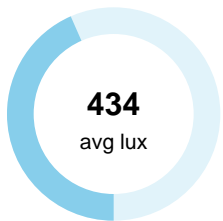
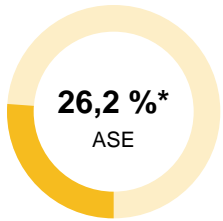
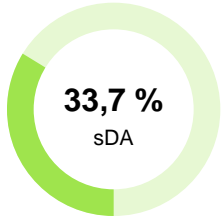



Tromsø med 1,9 x 1,9 vinduer

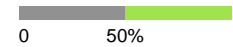


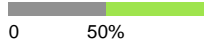
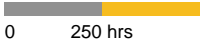
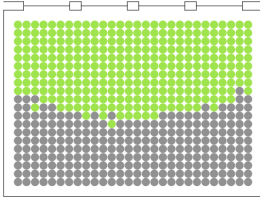
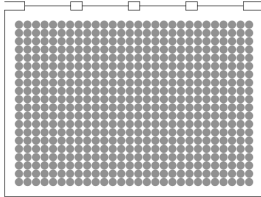
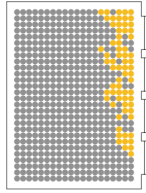
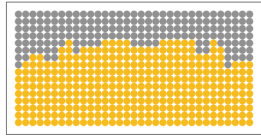
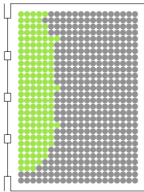
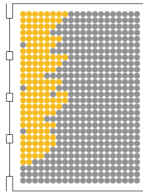
* ASE > 10% in one or more spaces. The design addresses glare in these areas as follows:

Tromsø med 1,9m x 1,9m vinduer mot sør og 1,6m x 1,8 m vinduer mot nord, øst og vest.



Daylight Autonomy (300 lux)



Space ID & Description	Area	Spacing	Shading	 0 50%	sDA	 0 250 hrs	ASE
Tromsø North	626 ft ²	1,0 ft	Y		53,75 %		0,00 %
Tromsø East	626 ft ²	1,0 ft	Y		30,00 %		12,14 %
Tromsø South	628 ft ²	1,0 ft	Y		25,00 %		66,48 %
Tromsø West	626 ft ²	1,0 ft	Y		26,25 %		25,89 %
Totals	2506 ft ²				33,74 %		26,15 %

Software:	ClimateStudio v1.9.8389.21977
Engine:	Radiance 5.3
Weather:	NOR_TR_Tromso.010260_TMYx.2004-2018.epw
North Offset:	0°
Ambient Bounces:	7
Passes Completed:	100
Primary Ambient Samples:	6500

Layer Materials

Layer	Objects	Material	Rvis	Tvis
External wall	4	● Grey Exterior Facade Panels	46,2 %	0,0 %
External wall::Windowsill	48	● Grey Aluminium Window Frame	43,3 %	0,0 %
Internal wall	36	● Wall LM83	50,0 %	0,0 %
Internal wall::Windowsill	48	● Wall LM83	50,0 %	0,0 %
Ceiling	4	● Ceiling LM83	70,0 %	0,0 %
Floor	4	● Dark Grey Floor Tiles	20,1 %	0,0 %
Ground	1	● Bark 3	20,6 %	0,0 %

Window Groups

ID	Space ID	Area	Material	Tvis	Shade Material	Operation	Blinds Open
0	Tromsø	194 ft²	● Starphire - Sungate 400 (3) on St	71,3 %	sheerWeave 2390 Performance + V22 Charcoal Gr	Default (LEEDv4 2% Rule)	58,68 %
1	Tromsø	124 ft²	● Starphire - Sungate 400 (3) on St	71,3 %	sheerWeave 2390 Performance + V22 Charcoal Gr	Default (LEEDv4 2% Rule)	83,21 %
2	Tromsø	124 ft²	● Starphire - Sungate 400 (3) on St	71,3 %	sheerWeave 2390 Performance + V22 Charcoal Gr	Default (LEEDv4 2% Rule)	100,00 %
3	Tromsø	124 ft²	● Starphire - Sungate 400 (3) on St	71,3 %	sheerWeave 2390 Performance + V22 Charcoal Gr	Default (LEEDv4 2% Rule)	87,12 %

Occupancy

Space ID	Occupancy Schedule
Tromsø	8am-6pm with DST
Tromsø	8am-6pm with DST
Tromsø	8am-6pm with DST
Tromsø	8am-6pm with DST

Glossary

- sDA:** Spatial Daylight Autonomy: Percent of space receiving at least 300 lux for at least 50% of occupied hours. Calculation includes dynamic shading if modeled.
- ASE:** Annual Sunlight Exposure: Percent of space receiving at least 1000 lux direct sun for at least 250 occupied hours. Calculation excludes dynamic shading.
- Avg Lux:** Mean workplane illuminance during occupied hours. Calculation includes dynamic shading if modeled.
- Blinds open:** Percent of occupied hours blinds are open (or dynamic glass is in clearest state). Building total is window-area weighted.
- Shading:** (Y/N) Does the space have dynamic blinds or dynamic glazing? If yes, shading operation affects sDA but not ASE. The value must be yes for all perimeter spaces -- otherwise an explanation must be supplied via written addendum.