

Norwegian Journal of Agricultural Sciences

Supplement No. 5 1991

Frik Sundstøl

25 JUNI 1991

Evaluation of the Energy
Value of Feeds for Ruminants



Norsk institutt for skogforskning
Biblioteket
P.B. 61 - 1432 ÅS-NLH

Norwegian Agricultural Advisory Service, Ås, Norway

NORWEGIAN JOURNAL OF AGRICULTURAL SCIENCES

Norwegian Journal of Agricultural Sciences fills a need created by the folding of Scientific Reports of the Agricultural University of Norway and Research in Norwegian Agriculture for a forum for publishing Norwegian research with international interest within the following areas: Aquaculture, Animal Science, Soil Science, Agricultural Engineering and Technology, Natural Resources and Environment, Food Technology, Crop Science, Forestry, Economics and Society Planning.

Managing Editor, Jan A. Breian

Subject Editors

Even Bratberg	Unni Dahl Grue	Rolf Hornvedt	Trygve Skjedal
Rolf Enge	Knut Heie	Atle Kvåle	Jon Stene
Ketil Gravir	Arne Hermansen	Fridtjov Sannan	Steinar Tveitnes

Editorial Board

Ragnar Bærug, Agricultural University of Norway,
Department of Svie Science

Birger Halvorsen, Norwegian Forest Research Institute
Sigmund Huse, Agricultural University of Norway.

Department of Biology and Nature Conservation
Ådne Håland, Serheim Research Station

Åshild Krogdahl, Institute of Aquacultural Research
Karl Alf Løken, Agricultural University of Norway.

Department of Agricultural Engineering
Toralf Matre, Agricultural University of Norway,
Department of Animal Sciences

Einar Myhr, Agricultural University of Norway,
Department of Agricultural Engineering

Nils K. Nesheim, Agricultural University of Norway,
Department of Economics and Social Sciences

Kjell Bjarte Ringøy, Norwegian Agricultural Economics
Research Institute

Ragnar Salte, Institute of Aquacultural Research
Martin Sandvik, Norwegian Forest Research Institute

Hans Sevattal, Agricultural University of Norway,
Department of Land Use Planning

Arne Oddvar Skjelvag, Agricultural University of Norway,
Department of Crop Science

Anders Skrede, Agricultural University of Norway,
Department of Animal Sciences

Grete Skrede, Norwegian Food Research Institute
Kjell Steinsholt, Agricultural University of Norway.

Department of Dairy and Food Industries
Arne H. Strand, Agricultural University of Norway.

Department of Dairy and Food Industries
Hans Staaland, Agricultural University of Norway.

Department of Biology and Nature Conservation
Asbjørn Svendsrud, Agricultural University of Norway,
Department of Forestry

Geir Tutturen, Agricultural University of Norway,
Department of Agricultural Engineering

Odd Vangem, Agricultural University of Norway,
Department of Animal Sciences

Sigbjørn Vestrheim, Agricultural University of Norway,
Department of Horticulture

Kåre Årsvoll, Norwegian Plant Protection Institute

PUBLISHER

The journal is published by Norwegian Agricultural Advisory Service, Moerveien 12, N-1432 Ås, Norway. Norwegian Journal of Agricultural Sciences (ISSN 0801-5341) is published four times a year, each issue containing approximately 100 pages. Four issues comprise one volume. Annual subscription NOK 400,-. Subscribers receive supplement issues free of charge, but these can also be ordered separately through the publisher.

CORRESPONDENCE

All Correspondence, editorial or otherwise, should be addressed to Norwegian Agricultural Advisory Service.

The drawing on the cover is from Kjell Aukrust's «Guttene på broen».

ISSN 0801-5341

Supplement No 5 1991


Evaluation of the Energy Value of Feeds for Ruminants

Proceedings from a Minisymposium at the XIX'th
NJF Congress, Uppsala, Sweden, 17-20 June 1991

Editor Frik Sundstøl


Norsk institutt for skogforskning
Biblioteket
P.B. 61 - 1432 ÅS-NLH

Norwegian Agricultural Advisory Service
Ås, Norway



Content

	Page
1. Preface	
F. Sundstøl	5
2. A comparison between some feed energy systems based on Nordic production experiments in cattle	
J. Berg & E.Thuen	7
3. Evaluation of feed energy in relation to grazing livestock	
O. Gudmundsson	17
4. Associative effects of feeds in ruminants	
P. Huhtanen	37
5. Analytical methods for energy evaluation	
E. Lindgren	59
6. A new approach to feed evaluation for ruminants.	
V. Friis Kristensen & M. Riis Weisbjerg	67
7. Aspects of ration formulation based on a substrate system	
R. Spörndly	83
8. Practical implications of changing the energy evaluation system	
L. Bævre	89
9. Conclusions and recommendations	95



1 Preface

FRIK SUNDSTØL

Agricultural University of Norway, Department of Animal Science, Norway

Over the years, several attempts have been made to reach an agreement on one common feed evaluation system for the Nordic countries, but until now they have all been unsuccessful (see Nordisk Jordbruksforskning 1951 (4), 562-568).

Since A.J.H. van Es described the Dutch net energy lactation (NEL) system in 1975 and 1978, this system, or a similar one, has been introduced in many European countries including:

The Netherlands	(1977)
France	(1978)
Switzerland	(1979)
Federal Republic of Germany	(1982)
Austria	(1982)
Yugoslavia	(1984)
Italy	(1986)
Greece	(?)

In Finland NEL was included in the feed table from 1982, and in Norway a change from the FFU to the NEL system was discussed.

On 3 July 1987, at a board meeting of Section V of NJF (Nordic Association of Agricultural Scientists), a working group was appointed with the mandate (translated from the Danish): To assess the present systems in various countries, and to prepare a proposal and a project application for research needed to work out a common Nordic system.

Members of the working group were: Verner Friis Kristensen, Denmark, Frik Sundstøl, Norway, Erik Lindgren, Sweden, Mikko Tuori, Finland, Gunnar Gudmundsson, Iceland (contact person).

The working group found the task very demanding, and at its first meeting (Sweden 8 December 1987) it was decided: 1) to increase membership of the group by one representative from each country, and 2) to apply to the Nordisk Ministerråd for funds to continue the work.

These proposals were carried in agreement with the chairman of Section V, NJF. Financial support was granted by the Nordisk Ministerråd in late 1988 for continuation of the work. Gunnar Gudmundsson, the Icelandic contact person, was replaced by Olafur Gudmundsson, who became a full member of the group, and the actual work started in January 1989, with the following members:

Denmark: Verner Friis Kristensen

Finland: Martin Riis Weisbjerg
Mikko Tuori
Pekka Huhtanen
Iceland: Olafur Gudmundsson
Norway: Frik Sundstøl (Chairman)
Lars Bævre
Sweden: Erik Lindgren
Rolf Spørndly

Erling Thuen (Norway) was appointed secretary.

In addition, Jan Berg (Norway) has taken part in some of the work as a consultant, and other scientists have attended the meetings (7) in the various countries.

The working group found it appropriate to organize a mini-symposium highlighting some of the themes that are of greatest importance in a discussion of future feed evaluation systems.

Calculations have been carried out to find which energy evaluation system best explains variations in milk yields in dairy cow experiments and daily gain in growing animals (Paper 2). In the case of grazing animals (Paper 3) specific factors have to be taken into consideration. Associative effects have always puzzled animal nutritionists and deserve particular attention (Paper 4). Also of fundamental importance is the discussion of current and future feed analyses (Paper 5). The working group spent a considerable amount of time discussing a new approach to feed evaluation, i.e. a "substrate-based system" (Papers 6 and 7). Any change from a feed evaluation system that may have been used for generations also has some practical implications (Paper 8). For the conclusions and recommendations from the working group the reader is referred to Paper 9.

The chairman takes this opportunity to thank NJF for the initiative in establishing the working group. This work would not have been possible without the financial support of the Nordisk Ministerråd, and this is greatly appreciated. Thanks are also extended to all Nordic colleagues in the working group for their good cooperation and many valuable contributions and constructive discussions.

2 A comparison between some feed energy systems based on Nordic production experiments in cattle

JAN BERG & ERLING THUEN

Agricultural University of Norway, Department of Animal Science, Norway

Berg J. & E.Thuen. 1991. Feed energy evaluation systems for ruminants. Norwegian Journal of Agricultural Sciences, Supplement No. 5: 7-15. ISSN 0801-5341.

On the basis of results from 39 production experiments with dairy cows and 11 experiments with heifers and bulls conducted in the Nordic countries, four energy evaluation systems are compared; metabolizable energy used in Sweden (MES), fattening feed unit used in Finland, Iceland and Norway (FFU), Scandinavian feed unit used in Denmark (SFU) and the feed unit for milk production (VEM) and for growth and fattening (VEVI) used in the Netherlands. The dairy cow experiments included both individual observations and treatment means, while in the growth experiments only the SFU and Dutch systems were tested on the basis of individual observations. To compare the four systems the following parameters were calculated: (a) Predicted milk yield or daily gain and the standard error of prediction (SEP), (b) energy as a proportion of requirement (RAT) and the standard error and coefficient of variation of RAT. The results of the dairy cow experiments showed that the SFU and VEM systems gave a somewhat higher precision for all the parameters calculated than the MES and FFU systems. Between SFU and VEM, and MES and FFU there were only minor differences. The MES and FFU systems resulted in an overestimation of the production potential of the diet, which clearly shows that the energy content of feed should be corrected for feeding level as in the SFU and VEM systems. In the growth experiments only minor differences were observed between the SFU and VEM systems for all parameters calculated.

Jan Berg, Department of Animal Science, Agricultural University of Norway, P.O. Box 25, N-1432 Ås-NLH, Norway

The main objective of a feed energy system is to evaluate the relative energy value of feed correctly in different productions. This criterion is difficult to fulfil and has led to the development and employment of several energy systems throughout the world.

In the Nordic countries different systems are used to evaluate the energy value of feeds for ruminants; metabolizable energy in Sweden (MES), net energy fattening expressed as fattening feed unit (FFU) in Norway, Finland and Iceland and Scandinavian feed unit (SFU) in Denmark.

Numerous experiments with ruminants have shown that the content of both metabolizable and net energy in the feed varies with type of production and energy concentration.

The content of metabolizable energy (ME) in feeds does not account for the utilization of ME and results in an overestimation of roughage relative to concentrate in all productions. Net energy fattening, on the other hand, expresses the productive value of feeds for fattening and results in an underestimation of the energy value of roughage compared to that of concentrate when used for maintenance and milk production.

During the seventies in the Netherlands energy systems were developed to evaluate the net energy value of feeds for milk production and growth/fattening separately (Van Es 1975, 1978). The two systems were based on metabolizable energy and the utilization of metabolizable energy for milk production (VEM) and for growth/fattening (VEVI). Theoretically the systems should give a correct evaluation of the relative energy value between feeds in the two main productions by ruminants. Similar systems are now in common use in many European countries.

In order to judge their fitness, the different energy systems should be compared in production trials. The response of the feeds in terms of milk or growth should ideally be in accordance with their estimated energy values. An important precondition in such comparisons is that the experiments selected vary widely in ration composition, i.e. energy concentration, because most of the current energy evaluation systems for ruminants work quite well when the energy concentration (q) is about 60, which is normally found in rations for dairy cattle.

An important problem in the comparison of energy systems from production experiment data is live-weight changes both with respect to the composition and energy value of changes in live weight.

In the paper MES, FFU, SFU, VEM and VEVI are compared on the basis of results from several production trials with dairy cows and growing heifers and bulls conducted in the Nordic countries over recent decades.

MATERIALS AND METHODS

The experiments used in the comparisons are listed in Table 1. The milk production data include 127 treatment means from 39 dairy cow experiments with a total of 1397 cows, and 753 individual observations from 16 of the experiments.

Eight of the dairy experiments involved a comparison of hay and grass silage harvested at the same or at different stages of maturity (Presthegge 1959; Bertilsson 1983). The effects of cutting time of grass silage and feeding level on performance were studied in five experiments (Bergheim 1979; Kristensen 1989), and in another five the grass silages made from two grass species were compared (Mo 1975; Hole 1985). Two levels of concentrate during lactation were investigated in 12 experiments (Ekern 1972; Berg 1988; Svendsen et al. 1990). Aaes (1990) conducted four experiments where the ratio of roughage to concentrate varied from 18/82 to 66/34 in complete rations fed *ad libitum*. In the five experiments of Heikkilä et al. (1988) barley and oats were compared as the only concentrate in rations based on grass silage *ad libitum* and some hay.

The growth data comprise 375 individual observations from 11 experiments. In the two experiments of Strudsholm et al. (1985) heifers were given *ad libitum* or minimum quantities of barley straw supplied with concentrate. Daily energy intake was similar in all

Table 1. Nordic experiments included in the comparisons.

References	Country	No. of experiment	Data used	
			Treatment means	Individual observations
<u>A. Milk production experiments</u>				
Presthegge 1959	Norway	5	16	-
Ekern 1972	"	3	6	-
Mo 1975	"	2	4	-
Bergheim 1979	"	2	8	-
Hole 1985	"	3	6	-
Berg 1988	"	3	12	72
Svendsen et al. 1990	"	6	12	353
Heikkilä et al. 1988	Finland	3	10	-
Aaes 1990	Denmark	4	19	169
Kristensen 1989	"	3	27	159
Bertilsson 1983	Sweden	3	7	-
Total			127	753
<u>B. Growth experiments</u>				
Andersen & Andersen 1981	Denmark	2		97
Strudsholm et al. 1982	"	2		97
Andersen & Ingvarsten 1983	"	4		87
Strudsholm et al 1985	"	1		27
Foldager et al 1988	"	2		67
Total				375

treatments. Foldager et al. (1988) carried out two experiments where four rations with different proportions of roughage to concentrates on an SFU basis were fed *ad libitum* to heifers. Andersen & Andersen (1981), Strudsholm et al. (1982) and Andersen & Ingvarsten (1983) carried out altogether six experiments with bulls, where the concentrate fed varied from 25 to 100% *ad libitum* in rations of different amounts and quality of roughage.

The calculations from the milk production experiments are based on average daily feed intake, live weight (LW), live-weight change (LWC) and milk production during the experimental period per treatment group or per cow. In the growth experiments only individual observations, where average daily gain at a given live weight or during the whole experimental period, were used.

The intake of energy in MES, FFU, SFU, VEM and VEV1 and the requirements were all calculated according to the description of European energy systems given by van der Honing & Alderman (1988).

To compare the different energy systems the following parameters were calculated:

- (a) Predicted milk yield or daily gain
- (b) Standard error of prediction (SEP)
- (c) Energy supply as a proportion of the requirements (RAT) and the standard deviation and coefficient of variation of RAT i.e., SD (RAT) and CV (RAT).

Predicted milk yield was calculated as the energy intake above maintenance corrected for daily live-weight change divided by the energy requirement of 1 kg energy-corrected

milk (ECM) within each system.

In the growth experiments equations to predict daily gain at a given live weight at different feed intakes were only available in the SFU and Dutch systems. Predicted daily gain (PDG) of growing heifers was calculated in the SFU system according to Foldager et al. (1988):

$$\text{PDG} = 3079 E^{0.28} - 258 \cdot E^{0.28} \cdot \text{Ln}(\text{LW}) - 1738$$

where E = SFU per day
LW = live weight (kg)

PDG of bulls in the SFU system was found by using the following equation (Ingvarlsen pers. comm.):

$$\text{PDG} = 2.17e^{(0.00256 \text{ LW})/E} \cdot [1 - (1.62 - 0.579 I + 6.13 \cdot 10^{-4} I^2 - 1.96 \cdot 10^{-6} \cdot I^3)]$$

where E = SFU per day
LW = live weight (kg)
I = feeding level

According to van Es (pers. comm.), the equations for growing cattle in the VEM (heifers) or VEVI (bulls) system are somewhat lacking in precision. Young cattle, and especially bulls, do not like being in respiration chambers and having to wear equipment for collecting excreta. However, the requirement tables for heifers and bulls (van Es 1978) have taken into account the results of several feeding trials. Therefore, to predict PDG of heifers and bulls in the Dutch system, calculated feed intake has been compared with these tables.

Standard deviation of predicted milk yield or daily gain was calculated according to the equation:

$$\text{SEP} = 1/n-1 \sqrt{\sum (x_i - \bar{x}_i)^2}$$

where n = number of observations
 \bar{x}_i = observed milk yield or gain
 x_i = predicted milk yield or gain

RESULTS AND DISCUSSION

In all systems, both for treatment means and individual data, predicted milk yield and the actual energy supply were quite close to the observed milk yield and calculated requirement, respectively (Tables 2-3). In the SFU and VEM systems there was almost no difference between the predicted and the observed milk yields. On the other hand, the MES and FFU systems gave a somewhat higher predicted yield than observed milk yield, indicating an overestimation of the production potential of the diet, reflected in a high RAT value, above

100. The standard error of prediction (SEP) for milk is clearly higher for the MES and FFU systems than for both the SFU and the VEM systems. For standard deviation and coefficient of variation of RAT the variation was somewhat higher in the FFU system compared with the other systems.

Similar calculations came out in Finland (Huhtanen 1990) showed the best fit for net energy fat (NEF) according to the Rostock system (Schiemann et al. 1971). This comparison was based on 10 Finnish feeding trials where different concentrate supplements were given together with grass silage *ad libitum*.

Table 2. Individual data for cows. Observed and predicted milk yield. Standard error of prediction (SEP), energy supply as a proportion (%) of requirement (RAT) with standard deviation (SD (RAT)) and coefficient of variation (CV(RAT))

	Energy evaluation system			
	MES	SFU	FFU	VEM
No. of animals	753	753	753	753
Observed daily mean milk yield(ECM)	20.8	20.8	20.8	20.8
Predicted " " " " *	22.2	20.3	21.9	20.1
SEP	4.1	3.3	4.2	3.5
RAT	104	100	103	97
SD (RAT)	10.9	10.0	11.8	10.0
CV (RAT)	10.4	10.0	11.4	10.3

* Energy value of 1 kg live-weight change equal to 10 kg milk in the FFU, SFU and MES systems, or 6.7 kg milk in the VEM system.

Table 3. Treatment means data. Observed and predicted milk yield. Standard error of prediction (SEP), energy supply as a proportion (%) of requirement (RAT) with standard deviation (SD(RAT)) and coefficient of variation (CV(RAT))

	Energy evaluation system			
	MES	SFU	FFU	VEM
No. of treatments	127	127	127	127
Observed daily mean milk yield(ECM)	20.6	20.6	20.6	20.6
Predicted " " " " *	22.5	20.8	21.9	20.3
SEP	2.9	1.9	2.8	2.0
RAT	106	101	103	99
SD (RAT)	6.3	6.3	7.0	6.0
CV (RAT)	5.9	6.2	6.8	6.1

* Energy value of 1 kg live-weight change equal to 10 kg milk in the FFU, SFU, and MES systems, or 6.7 kg milk in the VEM system.

The relationships between observed milk yield (ECM) and predicted milk yield are shown in Figs. 1-4. Line a represents the perfect predicted milk yield (unbiased) and line b the regression of observed and predicted milk yield. If lines a and b differ, then the predicted milk yield is biased. Except for milk yield predicted in the SFU system (Fig. 3), prediction of milk yield in different systems is more (MES and FFU) or less (VEM) biased

(Figs. 1, 2 and 4). However, there was almost no difference between the SFU and VEM systems in the SEP for milk yield, which was clearly lower compared with the SEP in the FFU and MES systems (Tables 2-3).

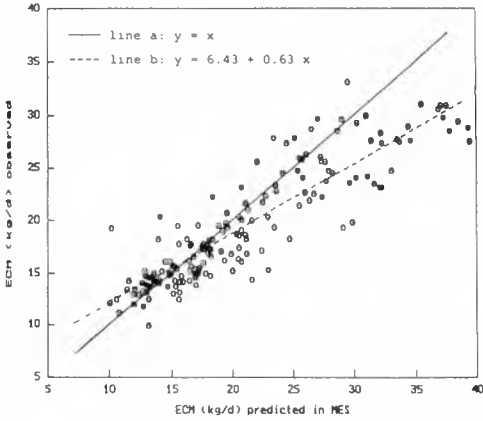


Fig. 1.

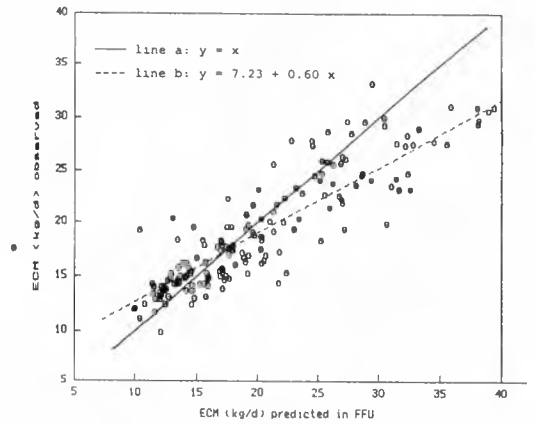


Fig. 2.

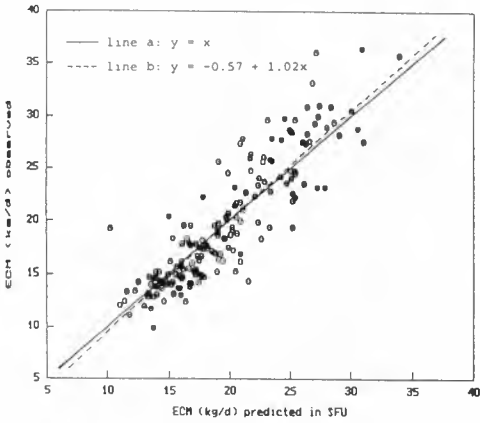


Fig. 3.

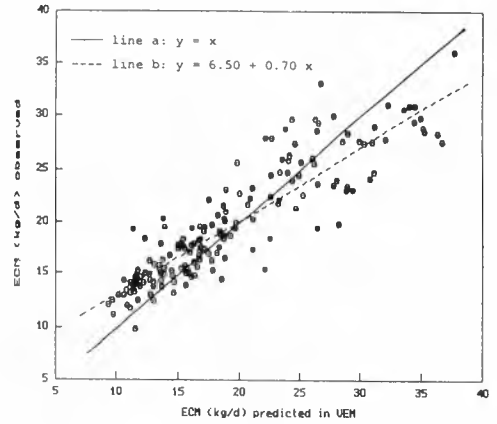


Fig. 4.

- Fig. 1. Observed milk yield related to the predicted milk yield in the MES system. Individual observations ($n = 753$)
- Fig. 2. Observed milk yield related to the predicted milk yield in the FFU system. Individual observations ($n = 753$)
- Fig. 3. Observed milk yield related to the predicted milk yield in the SFU system. Individual observations ($n = 753$)
- Fig. 4. Observed milk yield related to the predicted milk yield in the VEM system. Individual observations ($n = 753$)

On a theoretical basis the FFU and SFU systems tend to underestimate, while the MES system overestimates the energy value of forages in relation to concentrate when used for milk production (Thuen 1990). In this investigation only mixed rations are used in the comparison between energy systems. However, with practical rations covering a wide range of composition of the diet and with a wide range in mean milk yield, there is hardly any difference between the MES and FFU systems in any of the parameters. In both systems the milk production potential of diet is underestimated on low mean milk yield; milk yield less than 16-18 kg and overestimated on high milk yield; more than 20 kg (Figs. 1, 2).

Table 4. Individual data for heifers. Observed and predicted live-weight gain (kg/day), and standard error of prediction (SEP).

	Energy evaluation system	
	SFU	VEM
No. of animals	94	94
<u>Live weight 225 kg</u>		
Observed gain	0.71	0.71
Predicted gain	0.51	0.49
SEP	0.35	0.41
<u>Live weight 375 kg</u>		
Observed gain	0.68	0.68
Predicted gain	0.66	0.44
SEP	0.41	0.40

Table 5. Individual data for bulls. Observed and predicted live-weight gain (kg/day) and standard error of prediction (SEP)

	Energy evaluation system	
	SFU	VEVI
<u>Live weight 225 kg</u>		
No. of animals	281	281
Observed gain	1.295	1.295
Predicted gain	1.191	1.329
SEP	0.29	0.26
<u>Live weight 425 kg</u>		
No. of animals	184	184
Observed gain	1.197	1.197
Predicted gain	1.154	1.208
SEP	0.31	0.32
<u>Live weight 525 kg</u>		
No. of animals	93	93
Observed gain	1.047	1.047
Predicted gain	0.921	1.067
SEP	0.26	0.26

In the SFU and VEM systems the energy content of feed is corrected for feeding level, in Denmark by subtracting 10% per multiple of maintenance feeding level above 2.9

(Andersen 1983), and in the Netherlands by decreasing the content of metabolizable energy by 1.8% per multiple of maintenance feeding level (van Es 1978). The correction for feeding level in the SFU and VEM systems may explain the lower variation between the observed and predicted milk yields compared with the MES and FFU systems. Even with some bias in the prediction of milk in the VEM system, the variation between observed and predicted milk yields was no greater than that in the SFU system.

The VEM system is the result of numerous balance experiments with dairy cows and SFU of similar trials with fattening steers. Despite the different ways of estimating the energy value of feed, the results of this investigation clearly show that the precision in estimating the energy value of practical feed rations in milk production is very much improved by correction for feeding level.

The results from the growing experiments with heifers and bulls are presented in table 4 and 5.

For growing heifers there was some difference between the predicted and observed gain, especially in the VEM system (Table 4). For both systems the SEP for growth was high, with hardly any difference between the two systems. In the growth experiments with bulls predicted gain was close to the observed gain in both systems, with a comparatively low value of SEP (Table 5).

Both the VEM and VEMI and the SFU systems are based on a large number of feeding trials with growing cattle, which may explain the small difference in practice between the two systems.

REFERENCE

Andersen, H.R. & B.B. Andersen 1981. Kombineret avls- og fodringsforsøg på avlsstationen "Egtved". C. Fodring med majsensilage. 366. meddelelse fra Statens Husdyrbrugsforsøg, Copenhagen: 4 pp.

Andersen, H.R. & K.L. Ingvarsen 1983. Slagtevægtens og foderstyrkens betydning for vækst, foderudnyttelse, slagte- og ødkvalitet hos tyre og stude. 544. beretn. Statens Husdyrbrugsforsøg, Copenhagen; 145 pp.

Andersen, P. 1983. Produktionsniveaueftsafhængighed af energioptagelsen. I: Optimale foderrationer til malkekøen. Foderværdi, foderoptagelse, omsætning og produktion. 551. beretn. Statens Husdyrbrugsforsøg, Copenhagen: 13.1-13.32.

Berg, J. 1988. Langsiktig virkning av reduserte kraftförmengder til melkeku. Thesis. Dep. Anim. Sci., Agric. Univ. Norway.

Bergheim, P.I. 1979. The harvesting time of grass for silage in Northern Norway. III. Experiments with dairy cows on silage of grass harvested at different times. Report No. 191. Dep. Anim. Nutr., Agric. Univ. Norway.

Bertilsson, J. 1983. Effects of conservation method and stage of maturity upon the feeding value of forages to dairy cows. Thesis. Report 104. Dep. Anim. Husbandry, Swedish Univ. Agric. Sci.

Ekern, A. 1972. Feeding of high yielding dairy cows. I. Effect of different levels of feeding before and after calving on milk yield and composition. Techn. Bull. No. 147, Dep. Anim. Nutr., Agric. Univ. Norway.

Foldager, J., K. Sejrsen & J.T. Sørensen 1988. Fodringsintensitetens indflydelse på tilvækst og foderudnyttelse hos RDM og SDM kvier. - Revisjon av energibehov til tilvækst. 648. beretn. Statens Husdyrbrugsforsøg, Copenhagen: 121 pp.

Heikkilä, T. H. Väättäinen, H. & M. Lampila 1988. Barley or oats for dairy cows? Proceedings VI World Conference on Animal Production, 27 June-1 July, 1988. Helsinki, Finland: 336 pp.

Huhtanen, P. 1990. A comparison of six feed evaluation systems for dairy cows. Manuscript. Dep. Anim. Husbandry, Univ. Helsinki, Finland.

Hole, J.R. 1985. The nutritive value of silage made from *Poa pratensis* ssp. *alpigena* and *Phleum pratense*. II. Lactating dairy cows fed silage made from first cut of *Poa pratensis* or *Phleum pratense*. Report No. 231. Dep. Anim. Nutr., Agric. Univ. of Norway.

Kristensen, V.F. 1989. Foderutnyttelse i forhold til foderniveau. Bilag til NKJ-workshop om fôderoptagelse og fôderutnyttelse hos kvæg. Skara, 25-26 April. 1989.

Mo, M. 1975. Maursyresurfôr av ettårig raigras. II. Fôring med surfôr av westerwoldsk raigras til melkekyr. Melding nr. 172. Institutt for husdyrnæring og fôringslære, Norges Landbrukskøleskole.

Presthegge, K. 1959. Forsøk med grasprodukter til storfe. 93. beretning fra Fôringsforsøkene ved Norges Landbrukskøleskole.

Strudsholm, F., H.R. Andersen & B.B. Andersen 1982. Kombineret avls- og fodringsforsøg på avlsstationen "Egtved". d. Fodring med byghelsædsensilage til ungtyre. 426. meddelelse fra Statens Husdyrbrugsforsøg, Copenhagen: 4 pp.

Strudsholm, F., J. Foldager & L.B. Gildbjerg 1985. Mave-tarm- kanalens udvikling samt foderoptagelse og mælkeproduktion i første laktation hos kvier opdrættet på store og små mængder halm. 589.beretn. Statens Husdyrbrugsforsøg, Copenhagen: 69 pp.

Svensen, M., P. Skipenes & I.L. Mao 1990. Genetic (co)variation in the: "Milk yield, tissue balance, appetite complex" in primiparous cows fed a normal or a reduced level of concentrates. In: Proceedings of the 4th Congress on Genetics Applied to Livestock Production, vol. XIV. Edinburgh, 23-27 July.


Thuen, E. 1990. Energimål for drøvtyggere. Fordeler og ulemper med nettoenergi laktasjon i sammenligning med nettoenergi fetning og omsættelig energi som energimål for drøvtyggere. Informasjon fra Statens Fag tjeneste for Landbruken, Nr 16, 1990.

Van der Honing, Y. & G. Alderman 1988. Feed evaluation and nutritional requirements. III. 2. Ruminants. Livest. Prod. Sci., 19: 217-278.

Van Es, A.J.H. 1975. Feed evaluation for dairy cows. Livest. Prod. Sci., 2: 95-107.

Van Es, A.J.H. 1978. Feed evaluation for ruminants. I. The systems in use from May 1978 onwards in the Netherlands. Livest. Prod. Sci., 5: 331-345.

Aaes, O. 1990. Stigende mængde byg og/eller melasse til mælkekøer. (Pers. comm.)



3 Evaluation of feed energy in relation to grazing livestock

OLAFUR GUDMUNDSSON

Agricultural Research Institute, Keldnaholt, Iceland

Gudmundsson, O. 1991. Evaluation of feed energy in relation to grazing livestock. Norwegian Journal of Agricultural Sciences, Supplement No. 5: 17-35. ISSN 0801-5341.

Systems of feed evaluation and ration formulation need to be adapted to the biology of grazing systems. Attention is drawn to the use of such systems and to several biological factors including ingestive behaviour such as plant selection and intake, quantity and quality of available forage, supplementary feeds, utilization efficiency and energy cost of grazing and environment. It is concluded that increased research is needed on the subject and that the energy systems now in use should be replaced with more mechanistic system over a period of years as appropriate knowledge becomes available, including that on the biology of grazing, but the system should be kept simple enough for the practical farmer to understand and use.

Key words: Energy, environment, grazing, ingestive behaviour, intake, livestock, nutritive value, pastures, plant selection, supplementation.

Olafur Gudmundson, Agricultural Research Institute, Keldnaholt, IS 112, Reykjavik, Iceland

In general, systems for describing and evaluating feed according to its usefulness are essential as they allow rational approaches to be made to the feeding of livestock, whether by grazing or in confinement. They enable economic assessment of the merit of different animal grazing systems and the feed purchase policies such systems require. Increased use of computers for programming in grazing management, feed formulation, mathematical modelling and other techniques to meet the production targets adds to this importance. The feeding standards, for example, may be applied for assessment of pasture and animal condition, both intensively and extensively managed, in order to determine short-term changes in grazing policies, or as a long-term assessment of a complete grazing system with the aim of evaluating different management policies. Feed evaluation is also important to the plant breeder and farmers as a basis for selection of the right plants and for decisions on fertilizer application, harvest time, and so on. Further, it is important to the science of agriculture as a scientific knowledge and a means of communication.

The plant-animal interface is a complex system of interactions that exist during grazing, when the animals spend much of their time consuming food. It seems logical to assume that this has a major effect on the energy balance of grazing livestock, depending

largely on the quantity and quality of the available forage and the efficiency of the animal to harvest and utilize it. Ingestive behaviour and animal performance are therefore just as important and useful parameters in evaluation and utilization of energy evaluation systems for livestock as the metabolic parameters of the animal itself. Ingestive behaviour is generally divided into plant selection and intake. These factors are highly interrelated, but are also greatly dependent on the sward conditions, both chemical and physical. Usually plant selection and total intake are also the main factors affecting animal response.

The digestion, absorption and utilization of nutrients is altered by the climatic environment, physiological status of the animal and gastric conditions. There are many unanswered questions about the relation of these factors to grazing animals and a great number of conflicting experimental results. Grazing animals were not considered during the development of the existing energy systems thus making their usefulness questionable under grazing conditions.

Grazing conditions vary, both within and between the Nordic countries as well as throughout the world. Under the northern conditions the season of vegetative growth is short and extensive grazing on native pastures is common, but declining. There are significant differences between these countries geologically, botanically and topographically. The climate is variable, ranging from oceanic, humid and rather cool in Iceland and the west of Norway to the inland climate in central Scandinavia. The pastures and ranges include a broad spectrum of sward conditions and plant species, both extensively and intensively managed. Because of these variations the present report will emphasize general grazing principles and theories as they relate to ingestive behaviour, metabolism and energy systems, but omitting principles and findings specific for individual countries or more local areas. The paper is empirical in nature, although comprehensive work has been done on mechanistic and/or dynamic modelling of ingestive behaviour, nutrition and performance of the grazing ruminant. These models, however, will not be discussed as they are best dealt with in a separate report.

INGESTIVE BEHAVIOUR

Plant selection

Grazing ruminants select diets from the plants available to them in the sward structure. They do not forage at random, but how often a plant is selected is more or less governed by its frequency, height, density and mass in the pasture (Penning 1986; Hodgson 1986). The common belief is that sheep and cattle prefer to graze vegetation that is relatively short (Van Soest 1982). It has been suggested that cattle may avoid taller patches of vegetation created and contaminated by urine and faeces (Bjarnason 1984). However, recent experiments indicate that sheep grazing ryegrass monoculture communities prefer tall patches created by sheep urination and defecation (Bazely 1990).

Diets selected by grazing livestock usually have higher nutritive value than the available herbage (Arnold 1981; Hodgson 1982, 1985). This does not necessarily mean that the animals can sense nutrients and select in accordance with higher nutritive value, but rather that the nutritive value is associated with factors selected by the animal, such as green plants rather than dead ones; immature rather than mature plants, and leaves rather

than stems (Arnold & Dudzinski 1978). White and red clover are often more nutritious than grasses, especially in the latter half of the grazing season (Gudmundsson 1986), and in mixed grass clover swards the diets usually contain a higher proportion of clover than does the sward as a whole (Hodgson 1981).

However, work on natural pastures, for example those dominated by the rather unpalatable *Nardus stricta*, suggests that avoidance of unpreferred species may have as great an influence on selective behaviour as has selection for preferred species, and that under extreme conditions this avoidance can dominate selective behaviour (Grant & Hodgson 1986). Selection can also be affected by the chemical and morphological defence system of the plants; however, only a limited amount of work has been done on investigating how ruminants can directly sense nutrients or toxins in a diverse array of plants (Malechek et al. 1986; Provenza & Balph 1990).

Studies of individual plant selection of ruminants grazing multispecies plant communities under more northern conditions are scarce and have local but very limited general application to the energy metabolism of grazing herbivores in the Nordic countries. However, a general view of results from some sheep experiments in Iceland will be used as an example (Thorsteinsson 1981). Most of the experiments on individual plant selection have been carried out using fistulated ewes (Thorsteinsson & Olafsson 1965a; Bjarnason & Blafeld 1981), although other methods have also been used (Thorsteinsson 1964). During the plant growing season herbs, many grasses, different forbs and sedges tend to constitute the major part of the diet. In the winter the sheep consume mainly leaves and twigs of woody plants (Fig. 1).

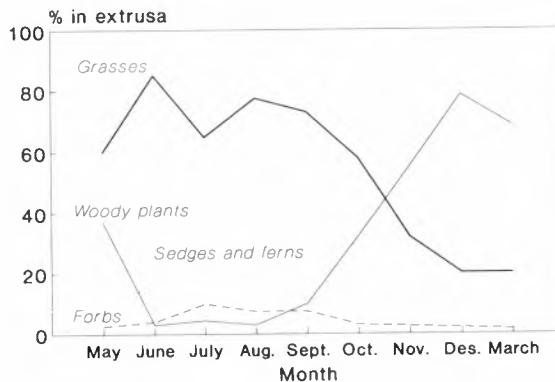


Figure 1. Percentage plant composition in extrusa from oesophageally fistulated ewes grazing at one location (Hestur in Borgarfjörður) in Iceland (Source: Thorsteinsson 1980).

Many plants are poorly utilized even though dominant in the sward, and the relationship between the amount of grass in the sward in the summer and the amount of grass selected is often poor. For example, when grass is limited the sheep completely remove it from the sward before they start grazing other species (Thorsteinsson 1981). Also a very high variability has been found in plant selection between individual sheep (A. G.

Thorhallsdottir, pers. comm.). Therefore, the results obtained do not necessarily reflect upon the general preference of the sheep for different plants as selection is greatly governed by the variability between individual animals and the availability of each particular vegetation species, which change with time but can also be changed by stocking rate. It is possible, for example, that under heavy grazing over a considerable period the more preferred species disappear from the pasture and less preferred plants become dominant in the diet, thus usually changing the nutrient composition and reducing the energy value of the available herbage and greatly affecting the animal's metabolizable energy (ME) utilization.

Intake

It is well established that the availability of nutrients and therefore the energy from feedstuffs depends on level of intake (ARC 1980). In the long term, intake is controlled by the animal's energy balance, but in the short term it is probably controlled by a combination of plant structural factors that influence rate of ingestion and the effect of the masticated forage on gut fill, and by social behavioural and environmental factors affecting the appetite-satiety complex (Forbes 1988). Many of these are independent of whether the animal is grazed or fed in confinement, and are largely outside the scope of this paper. However, two of the most important factors specific for grazing are the quantity and quality of the available herbage. These, therefore, are often the first limiting factors governing intake; they act before the animal's physiological feed intake regulators and explain much of the variation in palatability and intake between plant species and grazing seasons.

A linear relationship has been found between intake and digestibility within plant species in individual experiments (Hodgson 1977; Minson 1982), increasing progressively in organic matter (OM) digestibility to levels close to maximum for fresh herbage. However, this is more complex under grazing conditions in general because of variation with time in availability and physical structure of the forage, as well as the changes in the environment (Hodgson 1986). This variation is both inter- and intrarelated. Therefore, some factors that are easily measured, such as plant mass, height, density and digestibility, are often poor determinants of herbage intake and utilization when used individually. Zero grazing is also questionable for this purpose as it eliminates factors such as the environment and sward condition.

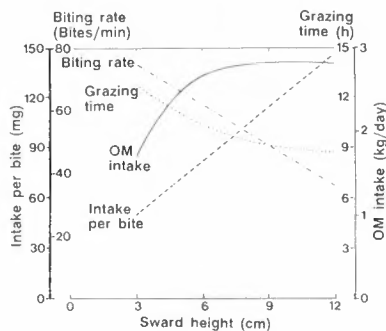


Figure 2. Influence of sward surface height on the components of ingestive behaviour (Source: Penning 1986; Hodgson 1986).

Intake is affected by how fast and how easily the animal can consume the vegetation (Arnold 1981; Hodgson 1982). This is to a great extent governed by the sward, which

affects bite size, bite rate and grazing time (Penning 1986). With grazing on uniform grassland the sward surface height has a great effect on the OM intake (see Fig. 2), with biting rate and grazing time inversely related and bite size and OM intake positively related to grass height (Penning 1986). As the herbage becomes lower the effect of density on intake increases and vice versa (Arnold & Dudzinski 1967). It is also generally accepted that ruminants, when grazing mixed grass/clover pastures, consume more clovers than grasses (Thomson 1984). When grazing native vegetation under more extensive natural conditions these rules do not necessarily apply. These areas are often composed of mosaics of small, versatile plant communities of low herbage density. Under these conditions there is often very little or no relationship between the vegetation mass, density or height and the intake.

In experiments with dairy cows (Phillips & Leaver 1986) both grazing time and biting rate increased asymptotically over the grazing season (Fig. 3), but the bite size declined, with the rate of decline being most rapid early in the season. Ruminating time increased from spring until midsummer, but was depressed in the autumn when intake was reduced. These factors emphasize the importance of grazing behaviour limitations in energy metabolism of high producing ruminants.

When the sward factors are not limiting and the hunger of the animal is not satisfied, animal factors take over the regulating of the intake. Body size, biological type and related animal variables appear to have important consequences for grazing behaviour and energy intake (Ferrell & Jenkins 1987; Havstad & Doornbos 1987;

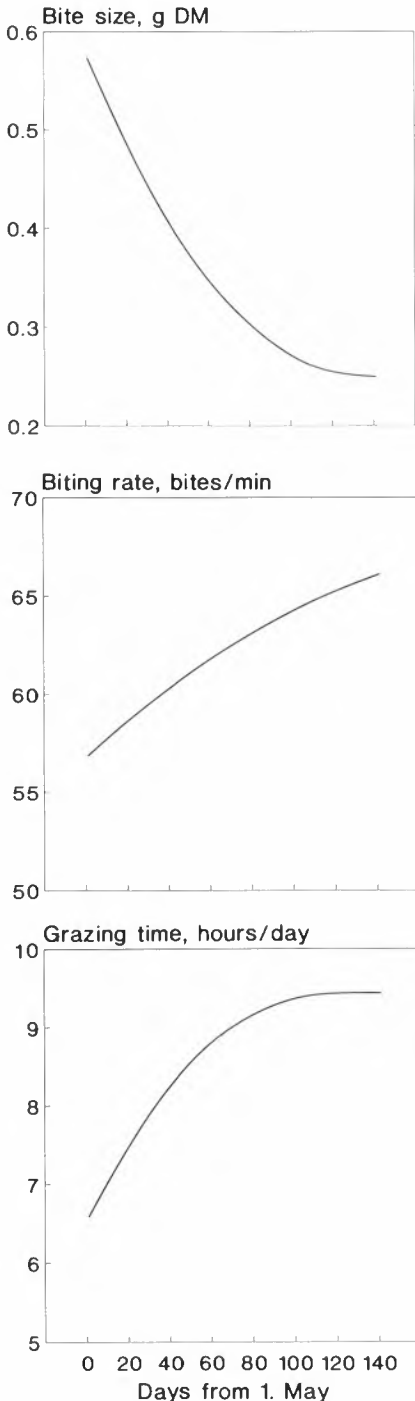


Figure 3. Seasonal variation in grazing time, biting rate and biting size (Source: Phillips & Leaver 1986).

Illius & Gordon 1990). It is also important to keep in mind that the effect of intake on ME is not constant across all feeds, although in most feed energy systems it is assumed to be so. However, increasing the intake has a more decreasing effect on digestible energy (DE) and related values than ME because of some decrease in urinary energy and methane as intake goes up (Van Es 1975).

Effects of plant selection and intake of ruminants have to be studied in relation to energy metabolism, with emphasis on the capabilities of ruminants to differentiate among dietary items and sense plant nutritional components.

NUTRITIVE VALUES OF PASTURES AND RANGES

The energy-yielding substances of forages are still in many instances stated in terms of the Weende method or proximate analysis method for chemical analysis of feeds, that has in principle been used world-wide since 1860. The energy systems used in the Scandinavian countries are to a great extent still based on this method. However, improved methods have been developed that have gained popularity during the last two decades, such as the one by Van Soest (1963a, b 1967). The development of a methodology for the study of digestibility has also been slow, with the first major breakthrough being the Tilley & Terry (1963) method of *in vitro* digestibility. More recently Near Infrared Reflectance Spectroscopy instrumentation has shown promise in both these aspects of feed evaluation.

The balance rather than amount of available nutrients or energy yielding substrates in the forage is perhaps the most important factor concerning energy utilization in the animal. However, this has only received limited attention in research on grazing ruminants. Still, the amounts of nutrients in the herbage are very important as they often become limiting factors in the growth of the grazing livestock, apparently independently of the nutrient balance.

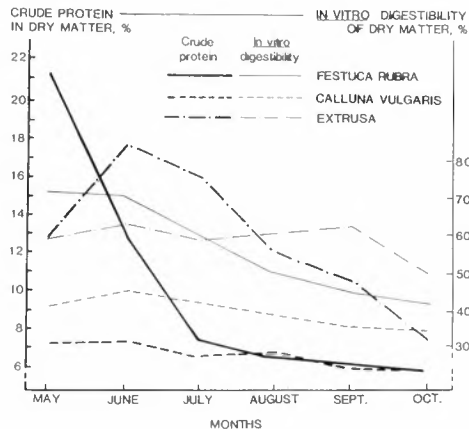


Figure 4. Changes in *in vitro* digestibility and protein content of two types of plants and extrusa during the grazing season under northern conditions (Source: Olafsson 1973b).

The nutritive value of vegetation grazed by livestock changes with time and amount and consequently the balance of nutrients is constantly changing. The nutritive value is highest in the spring and lowest in the autumn. There is a reduction in the digestibility of dry matter and the percentage of crude protein, with increasing cell wall as the plants mature. By late August the nutritive value of the range plants under the most northern conditions reaches quite low levels (Thorsteinsson & Olafsson 1965b, 1969) and is not able to support the animal's energy requirements. On cultivated pastures containing grass/clover mixtures, for example, those changes are not as profound, especially not in balanced grazing systems, although the trends are generally the same. Although legumes are not always more digestible than grasses the ME content is usually higher (Thomson 1977).

Figure 4 illustrates how the protein content and digestibility may change during the grazing season (Olafsson 1973b). For example, *Festuca rubra* has a digestibility value of approximately 70% in May but only 45% in October. Similar results can be found for most other forages. However, in some of the woody species, especially evergreens, such as *Calluna vulgaris*, both the protein content and digestibility appear to be much more constant during the grazing season. Animal grazing also affects the nutritive value of the plants, by keeping digestibility higher in the autumn, and at the same time the sheep try to keep the digestibility of their diet constant from spring to autumn by selection (Olafsson 1970, 1973a), as shown in the extrusa (Fig. 4), although there is a considerable drop in the protein content. However, this situation may change if the sheep are not allowed to select freely, especially when heavily stocked. It should also be pointed out that there is a steady fluctuation in the ratio between protein and digestibility.

It is important to realize that an increase in digestibility from, for instance, 50 to 55% entails an increase in the voluntary daily dry matter intake from 62 to 72 g kg^{-0.73}, and an increase in the energy digested per day by 32% or from 152 to 200 kcal kg^{-0.73}. A 10% increase in the digestion coefficient, in this range of digestibility, can therefore increase the amount of energy available above maintenance from 51 to 99 kcal kg^{-0.73} or approximately 100% (Blaxter et al. 1961). It is very important to keep the nutritive value, in this case the digestibility of the pasture, as high as possible throughout the grazing season.

SUPPLEMENTATION

When herbage fails to supply the energy requirements of grazing animals, supplementary feeds are often fed to maintain or increase the total daily intakes and performance. Generally energy supplements decrease forage intake, whereas protein supplements are known to do the opposite (Gill et al. 1989). The reduction in herbage intake resulting from energy supplementation is manifested mainly through a reduction in grazing time, with little effect on rate of biting or bite size (Leaver 1986). Still, both energy and protein supplements increase the total energy intake in general and it is possible that supplementation to ruminants grazing poor pastures can markedly improve the ME utilization (Leng 1990).

In the literature variable substitution rates have been reported and there are conflicting reports on the influence of amount of concentrate in these, probably depending on variations in experimental conditions (Leaver 1986; Horn & McCollum 1987). The desired

level of substitution of concentrate depends on the amount and quality of available forage as well as the limits of feed intake and the constraints of the total feed eaten in meeting nutrient requirements. The type of energy and protein supplementation can therefore have a profound effect on total energy intake and utilization. It is not always the supplement with the highest energy/protein concentration that gives the best results, due to lower substitution rates (Jennings & Holmes 1984). The palatability of the concentrates and degradability of the protein supplements are also very important.

Most often supplementation is necessary where the amount of forage is limited, but also during periods of decreasing herbage quality or during peak production. Supplementation may also be necessitated by environmental conditions which increased maintenance energy requirements (Christopherson & Young 1986). Further, under grazing conditions where herbage available for grazing is limited it can be desirable to decrease forage consumption in order to stretch the forage supply during periods of poor vegetative growth (Horn & McCollum 1987).

It has to be borne in mind that strategies of supplementation depend mostly on the grazing location and vary according to climate, management and production targets.

EFFICIENCY OF UTILIZATION

It is important to keep in mind that the requirements of the microbes in the rumen have to be met to maximize the energy-supplying end products of the rumen fermentation and their utilization. At the same time it is important to supply enough critical nutrients that bypass or escape rumen fermentation. The major end products of rumen fermentation are the volatile fatty acids (VFA). They provide more than half of the ME gained from forages by the grazing ruminant (Corbett 1987). The ratio of the VFA in the rumen varies, but the amount of acetate is always highest, the rest being propionate and butyrate, with relatively small amounts of valerate and branch chain acids. With increased maturity of the forage the amount of acetate increases and propionate decreases. This reflects the reduction in soluble carbohydrates in the plants, which is primarily the substrate for propionate production and which also occurs with vegetative re-growths (Corbett et al. 1966).

Efficiency of utilization of ME (k) in feedstuff is similar, whether it is fed indoors or consumed during grazing. It is also similar for maintenance (k_m) and milk production (k_l), but the ME energy is utilized less efficiently for growth and fattening (k_f). The efficiency is positively related to the metabolizability of the gross energy (q) of the diet.

As early as 1785 Lavoisier, working with a human subject, discovered that ingestion of food increased heat production. In late 1800 Natan Zuntz, mainly working with horses, discovered that this heat loss increased when the animals were fed highly fibrous feeds (Blaxter 1980). Since then it has been recognized that the heat produced from similar amounts of ME in grazing ruminants or ruminants fed roughage-based diets is greater than that produced when the animals are fed more concentrate-based diets. This low efficiency of utilization of ME, and associated heat increment particularly on poor quality forages, was in earlier work (Armstrong & Blaxter 1957a, b) explained by the indication that ruminants do not utilize acetic acid as efficiently as propionic or butyric acid. This has been summarized by Blaxter (1980) who shows further that heat increment is lower below

compared with above maintenance and considerably higher than of glucose. The reason for this has yet to be fully explained and the mediation of the effects may be more complex than was originally envisaged (Blaxter 1980; Thomas & Chamberlain 1990). Recently Ørskov & MacLeod (1990) have indicated, based on high utilization of acetic acid in many published experiments, that the work of digestion as described by Kellner around the turn of the 19th century is the main reason for this difference rather than variation in the supply of acetogenic substrate. Others have indicated that differences in heat increment will depend on the pattern of fermentation in the rumen as well as the balance of protein available and VFA produced for absorption, and have pointed out several situations that could improve efficiency of acetic acid utilization (MacRae 1986; Leng 1990).

A hypothesis has been suggested (MacRae & Lobley 1982; MacRae 1986) proposing that many of the seemingly contradictory experimental observations can probably be rationalized by the dependence of acetate utilization on its conversion to fatty acids and then into triglycerides. The precursors of co-factors needed for this to happen are adequate when the ruminants are fed some type of concentrate with the grazing or roughage fed, but can be very limited when no concentrate is fed, especially when they are grazing low quality forage or being fed poor roughage, resulting in lower efficiency of utilization of ME. Indications that the availability of precursors, in the form of propionate or glucogenic amino acids, can influence the efficiency of utilization of ME may have major implications for both the present energy and protein requirement schemes (MacRae 1986) because if glucogenic amino acids are used to aid the conversion of acetate into fatty acids, they will not be available for protein synthesis and protein deposition, and could change the requirements considerably (Lobley & MacRae 1987; Girdler & et al. 1986).

It is also possible that the low and variable efficiency of ME utilization indicates some imbalance of protein and energy substrates reaching the intestine for absorption because of lack of precursors of co-factors needed for adequate fermentation and utilization of the substrates entering the rumen. These questions will not be resolved until there is more comprehensive knowledge available about the utilization and interaction of individual substrates for particular functions in the animal.

ENERGETIC COST OF GRAZING AND ENVIRONMENT

Grazing activity

Maintenance requirements are greater for grazing than for confined livestock, largely due to the increased movement of the grazing animal when obtaining feed or water and environmental factors such as temperature. Maintenance requirements are variable as they are affected by many factors, the main one being the location and type and condition of grazing area used. Different experiments have also yielded different results. There is a great difference in maintenance requirements, depending on whether the animal is grazing cultivated or native pastures, wet or dry areas, level or mountainous pastures, or warm or cold environments.

The energy cost of grazing includes muscular work due to locomotion, prehension, mastication and ingestion of forage. This energy expenditure increases when the speed of muscular work exceeds the optimal rate. It can be assumed that grazing animals only

exceed the optimal speed for short periods of time when grazing (Morris & Sanchez 1987). The daily travelling distance by the grazing livestock depends on the species, breed, grazing conditions and proximity to water. Under favourable conditions dairy cattle walk up to 2.7 km day⁻¹, but under extensive conditions this increases up to 9 km day⁻¹. Similarly beef cattle walk about 3 km day⁻¹, which increases up to 5 km day⁻¹ under more extensive conditions and may go up to 12 km day⁻¹. Sheep, however, travel approximately 1.5 to 3.0 km day⁻¹ under favourable grazing conditions, but up to 14 km day⁻¹ under extensive conditions (Arnold & Dudzinski 1978).

From the literature, British standards (ARC 1980) deduce the increase in maintenance requirements for cattle as 2.0 J m⁻¹kg⁻¹ and for sheep as 2.6 J m⁻¹kg⁻¹ for horizontal movement, which increases over ten times for vertical movement to 28 J m⁻¹kg⁻¹ for both cattle and sheep. Therefore the increase in the maintenance requirement can reach 15-16%. American standards (NRC 1978) reckon that the maintenance requirement of dairy cows increases by approximately 3% for each km they walk on level ground or approximately 10% on good grazing, which can increase to 20% as the grazing becomes poorer. On native or rangeland grazing with sheep the requirement is assumed to increase by 60-70% (NRC 1985). In the Netherlands grazing cows on good pasture is estimated to increase the maintenance energy need by about 30% (Van Es 1974), but in their feeding standards the difference is considered negligible (Van Es 1978).

In Australia, Corbett et al. (1985) have proposed a generalized equation to predict the varying maintenance metabolisms of sheep and cattle and the additional energy expenditures of grazing animals. The first term in the equation predicts the additional net energy (NE) cost of eating, with different rates of eating for sheep and cattle. The second predicts the walking NE cost, varying with topography and herbage availability, and the last term converts to ME per animal (Corbett 1987):

$$ME_mG - ME_mH = [2.5DMI.a(0.9-D) + 50F/(Y + 3)]/k_m(W/1000)$$

where ME_{mG} and ME_{mH} are the energy costs (MJ day⁻¹) required by grazing and housed animals respectively; DMI (kg day⁻¹) is the dry matter intake of digestibility D; the multiplier (*a*) is 32 for sheep and 4 for cattle; F is the terrain (level = 1.0, undulating = 1.5, hilly = 2.0); Y is herbage availability (tones DM ha⁻¹); k_m is the efficiency of use of ME for maintenance in relation to metabolizability (q_m) according to ARC (1980) (0.35q_m + 0.503) and W is the liveweight (kg).

It is difficult to separate the energy costs of eating from those associated with locomotion. Osuji (1974) and Osuji et al. (1975) suggested that energy expenditure of sheep is proportional to the time spent grazing. This is supported by the earlier findings of Graham (1962), where no significant difference was detected in energy expenditure of sheep per unit time, whether fed chopped grass or grass on pasture turf. However, the grazing from the turf took twice as long as eating the chopped grass for the same feed intake. Time spent grazing is a function of pasture quantity and quality, but is usually in the range of 4 to 13 hours (Arnold & Dudzinski 1978).

A limited number of experiments have been carried out on energy expenditure of indigenous ungulates of the northern latitudes (White & Fancy 1986), and the same is true for grazing livestock. However, in most of the Nordic countries requirement schemes do

not allow for an increase due to grazing. In general there is a dearth of information on this increase in energy expenditure, but some information applicable to Nordic conditions can be gathered from review articles (Osuji 1974; Webster 1979; Corbett 1980, 1981, 1987), articles on energy utilization (Logan & Pigden 1969; Baker 1982) and individual experiments (Wallace 1956; Lambourne & Reardon 1963; Clapperton 1964; Graham 1964; Young & Corbett 1972). Based on their results the following suggestions have been made for Icelandic conditions (Gudmundsson 1987):

(1) 10% increase in maintenance requirement due to grazing on good cultivated land in good weather, where the grazing time is under 6 hours/day; (2) 25% increase on average cultivated grazing or on good native grassland, where grazing time is 6-8 hours/day; (3) 50% increase on very heavily grazed cultivated land or average native pastures, where grazing time is over 8 hours/day; (4) 75% increase on mountainous rangeland, where the grazing time is 10-13 hours/day and (5) over 100% increase on poor mountainous rangeland, especially in wet and cold weather, for example for sheep shortly after shearing. In general it would therefore be advisable in Iceland, for example, to increase the maintenance energy requirement for sheep by 50% during summer grazing on common native grasslands, when estimating the carrying capacity of the land. Similarly, on cultivated land close to the farm, this increase could on the average be estimated to be 10-20%. An example of the effect of increase in maintenance requirement due to grazing on the carrying capacity of rangeland and total daily requirement of a ewe suckling 1.3 lambs is shown in Fig. 5.

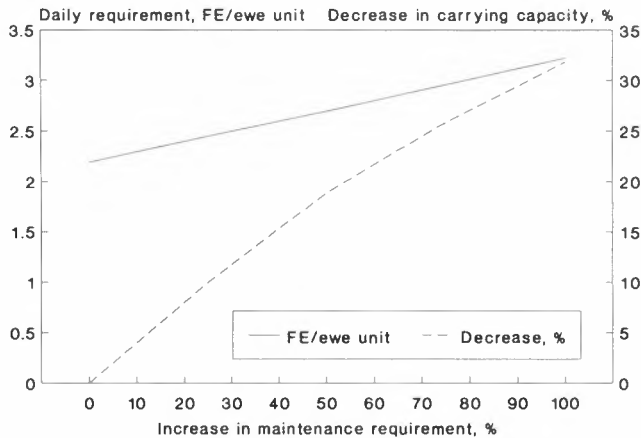


Figure 5. An example of changes in daily requirement of ewe suckling 1.3 lambs (ewe unit) and percentage decrease in carrying capacity due to increase in maintenance requirement because of grazing.

Climatic environment

The climatic conditions in the Nordic countries are very variable, differing both between and within locations. This variability can have a considerable effect on the animal's energy utilization. However, physiological and nutritional consequences attributable to changes in the environmental temperature are very complicated (Slee 1979). A heat increment is used to keep the body warm, independent of whether it is really due to fermentation in the rumen, the work of digestion or general metabolism in the body. The nutritional condition and hair coat of the animal are also important in this respect. However, there have to be considerable changes in the temperature before it starts to affect the energy requirement.

There is a range of environmental temperatures in which an animal maintains a constant body temperature in the short term with little or no energy expenditure. This is known as the thermoneutral zone (NRC 1981). Its lower limit is called the lower critical temperature, i. e. the temperature below which an animal must increase its heat production to maintain deep body temperature (White & Fancy 1986), and the upper limit, the upper critical temperature (NRC 1981), i. e. the temperature above which an animal must increase its rate of evaporative heat loss to prevent a rise in body temperature (Young 1987). These critical temperatures change with the level of energy intake. Within the thermoneutral zone there is another narrower zone, close to its upper limit, known as the zone of thermal comfort, the preferred environmental temperature of an animal which is given a choice of various thermal environments (Robertshaw 1987). However, this narrow zone does not have any bearing on the energy expenditure of the animal.

Table 1. Estimates of resting heat production (RHP), lower critical temperatures (LCT) and increase in heat production per degree by which the effective temperature falls below LCT (ΔH_p) (Source: Christopherson & Young 1986).

	RHP (KJkg ^{-0.75} d ⁻¹)	LCT (°C)	ΔH_p (KJkg ^{-0.75} d ⁻¹)
Sheep:			
Newborn lamb	491	27	33.7
Adult sheep, shorn	345	25	16.1
Adult sheep, fleece	345	-3	5.7
Adult sheep, fleece	532	-26	6.1
Pregnant ewe, shorn	644	2	16.2
Lactating ewe, shorn	808	-8	18.2
Cattle:			
Newborn calf	583	9	17.2
Month old calf	682	0	15.8
Growing calves	600	2	14.0
Growing calves	629	-6	13.2
Holstein calves	723	-18	12.2
Hereford calves	723	-21	11.6
Beef cows:			
Not pregnant	458	-14	8.3
Late pregnancy	572	-21	8.4
Lactating dairy cow	998	-45	11.7

Examples are given in Table 1. of the estimated lower critical temperatures and

increases in heat production per degree by which the effective temperature falls below the lower critical temperature in relation to resting heat production for sheep and cattle. It is apparent that under normal summer grazing in the Nordic countries it is unlikely that healthy adult ruminants would reach the lower critical temperature. However, newborn, newly shorn sheep and underfed livestock can easily encounter a cold stress. It is not only the ambient temperature that is important, but rather the combination of temperature, moisture and wind. For example wet and/or windy weather usually causes much more stress to the animal than the environmental temperature alone (NRC 1981). These conditions are rather common in the grazing season under northern conditions, especially during early spring and late autumn.

In the more southern and inland areas, for example in mid-Scandinavia, warm spells that inflict heat stress on the grazing livestock are also possible. Then the animals reach the upper critical temperature and may be forced to increase their rate of evaporative heat loss to prevent a rise in body temperature. This results in inappetence, which causes a reduced metabolic rate, reduces the heat load and at the same time markedly reduced protein synthesis, milk production and overall performance. This, however, only occurs when the capability of evaporative heat loss has been exceeded (Robertshaw 1987). Heat stress like this has supposedly very little impact on the maintenance energy of grazing livestock in the Nordic countries, but could possibly impair the productive process by suppressing food intake.

The environment can also impair the voluntary feed intake and affect the efficiencies of feed utilization by changing the rumen turnover rate and altering the partitioning of nutrients into productive functions (Leng 1990). Oxidation of individual nutrients, especially fat, depends on the animal's thermal balance (Graham et al. 1959). Ruminants appear to oxidize fat for heat production when cold stressed. Therefore availability of the oxidative substances, discussed previously, to meet energy requirements for maintenance and production can be influenced by the requirements for heat production to maintain body temperature and possibly increase the ratio of amino acids available for production. When surplus oxidative substrates have been totally utilized, mobilized fat can serve as a source for maintaining body heat (Leng 1990).

These and other responses to environmental stress tend to disrupt the energy balance of the animal, both by increasing the energy requirements and by reducing the available ME. These responses will further be elevated by changes in the behaviour of animals under stress, to avoid uncomfortable conditions (Young 1987).

CONCLUSIONS

The vast majority of the ruminant livestock of the world depend on grazing rather than confined feeding. Nevertheless, current information on grazing ruminant energy intake and utilization is extremely limited. This is especially true in the Nordic countries where very limited or virtually no experiments on the subject have been carried out. In spite of the relatively short grazing season in these countries research on this subject has to be increased.

The efficiency of production of the grazing ruminant is based on voluntary intake,

digestion and metabolism of various nutrients in the digestive tract and their interactive processes and the efficiency with which the absorbed nutrients are utilized to meet precisely the requirement for each individual nutrient, either for maintenance, reproduction, milk or gain. The utilization of ME is only a part of this much more complicated system. Therefore, although necessary as a part of the whole scheme, the energy systems that are now in use should be replaced over a period of years, as the appropriate knowledge becomes available, by a more sophisticated system based in general on the approach suggested by Kristensen & Weisbjerg (1990). It is necessary to include in this system voluntary intake, utilization and metabolism under grazing, which must be considered if the needs of grazing ruminants are to be accurately applied in practice. It is important, however, to keep the system simple enough for the practical farmer to understand and use, while still fulfilling its purpose. This is the task of future working groups, and it is hoped not just within the Nordic countries but rather in a cooperation between the Nordic countries and other countries working in this direction, thus paving the way for one internationally recognized system.

REFERENCES

- ARC. 1980. The Nutrient Requirements of Ruminant Livestock. Agricultural Research Council. Commonwealth Agricultural Bureaux, Farnham Royal, U.K.
- Armstrong, D.G. & K.L. Blaxter 1957a. The heat increment of steam-volatile fatty acids in fasting sheep. *British Journal of Nutrition* 11: 237-270.
- Armstrong, D.G. & K.L. Blaxter 1957b. The utilization of acetic, propionic and butyric acids by fattening sheep. *British Journal of Nutrition* 11: 413-425.
- Arnold, G.W. 1981. Grazing behaviour. In: F.W.H. Morley, (ed.) *Grazing Animals*. Elsevier Scientific Publishing Co. Pp. 79-104.
- Arnold, G.W. & M.L. Dudzinski 1967. Studies on the diet of the grazing animal. II. The effect of physiological status in ewes and pasture availability on herbage intake. *Australian Journal of Agricultural Research* 18: 657-666.
- Arnold, G.W. & M.L. Dudzinski 1978. *Ethology of Free Grazing Domestic Animals*. Developments in Animal and Veterinary Science 2. Elsevier, Amsterdam.
- Baker, R.D. 1982. Estimating herbage intake from animal performance. In: J.D. Leaver (ed.), *Herbage Intake Handbook*. The British Grassland Society. Pp. 77-93.
- Bazely, D.R. 1990. Rules and cues used by sheep foraging in monocultures. In: R.N. Hughes (ed.), *Behavioural Mechanisms of Food Selection*. Springer-Verlag, Germany. Pp. 343-366.
- Bjarnason, V. 1984. Effects of mixed grazing on some pasture/animal relationships. M.Sc. thesis, University of Dublin.
- Bjarnason, V. & S. Blafeld 1981. Plöntuval og gæði beitargróðurs á ræktuðu og óræktuðu mýrlendi (Plant selection and quality of grazed herbage on a cultivated and uncultivated bog). *Ráðunautafundur, Reykjavík No. 1*, Pp. 53-60.
- Blaxter, K. 1980. Feeds as source of energy for ruminant animals. *The Massey-Ferguson Papers*.

- Blaxter, K.L., F.W. Wainman & R.S. Wilson 1961. The regulation of food intake by sheep. *Animal Production* 3: 51-61.
- Christopherson, R.J. & B.A. Young 1986. Effects of cold environments on domestic animals. In: O. Gudmundsson (ed.), *Grazing Research at Northern Latitudes*. Plenum Press. Pp. 247-257.
- Clapperton, J.L. 1964. The energy metabolism of sheep walking on the level and on gradients. *British Journal of Nutrition* 18: 47-54.
- Corbett, J.L. 1980. Grazing ruminants; Evaluation of their feeds and needs. *Proceedings, New Zealand Society of Animal Production* 40: 136-144.
- Corbett, J.L. 1981. Assessment of nutritional needs of grazing animals. *Proceedings of the Nutrition Society of Australia* 6: 72-79.
- Corbett, J.L. 1987. Energy and protein utilization by grazing animals. In: J.L. Wheeler, C.J. Pearson, G.E. Robards), *Temperate Pastures Australian Wool Corporation Technical Publication*. Pp. 341-355.
- Corbett, J.L., M. Freer & N. McC. Graham 1985. A generalized equation to predict the varying maintenance metabolism of sheep and cattle. In: P.W. Moe, H.F. Tyrrell, P.J. Reynolds, (ed.). *Energy Metabolism of Farm Animals Rowman and Littlefield*. Pp. 62-65.
- Corbett, J.L., J.P. Langlands, I. McDonalds, & J.D. Pullar 1966. Comparison by direct animal calorimetry of the net energy values of an early and late season growth of herbage. *Animal Production* 8: 13-27.
- Ferrell, C.L. & T.G Jenkins, 1987. Influence of biological types on energy requirements. In: *Proceedings, Grazing Livestock Nutrition Conference, University of Wyoming*. Pp. 1-7.
- Forbes, T.D.A. 1988. Researching the plant-animal interface: The investigation on ingestive behaviour in grazing animals. *Journal of Animal Science* 66: 2369-2379.
- Gill, M., D.E. Beever & D.F. Osbourn 1989. The feeding value of grass and grass products. In: W. Holmes ed. *Grass, its Production and Utilization*. Blackwell Scientific Publications. Pp. 89-129.
- Girdler, C.P., P.C. Thomas & D.G. Chamberlain 1986. Exogenous supply of glucose precursors and nitrogen utilization in sheep. *Proceedings of the Nutrition Society* 45: 43A.
- Graham, N. McC. 1962. Energy expenditure of grazing sheep. *Nature* 196:289.
- Graham, N. McC. 1964. Energy cost of feeding activities and energy expenditure of grazing animals. *Australian Journal of Agricultural Research* 15: 969-973.
- Graham, N. McC., F.W. Wainman, K.L. Blaxter & D.G. Armstrong 1959. Environmental temperature, energy metabolism and heat regulation in sheep. I. Energy metabolism in closely clipped sheep. *Journal of Agricultural Sciences* 52: 13-24.
- Grant, S.A. & J. Hodgson 1986. Grazing effects on species balance and herbage production in indigenous plant communities. In: O. Gudmundsson. (ed.), *Grazing Research at Northern Latitudes*. Plenum Press. Pp. 69-77.
- Gudmundsson, O. 1986. Fóður- og fýðrunargildi belgjurta (Nutritive and feeding value of legumes). In: A. Helgadóttir. (ed.). *Nýting belgjurta á Íslandi*. Rala Report no. 121. Pp. 71-93.
- Gudmundsson, O. 1987. Átgeta sauðfjár og nýting beitar (Intake and utilization of grazing by sheep). *Freyr* 83: 582-586.

- Havstad, K.M. & D.E. Doornbos. 1987. Effect of biological type on grazing behaviour and energy intake. In: Proceedings, Grazing Livestock Nutrition Conference, University of Wyoming. Pp. 9-15.
- Hodgson, J. 1977. Factors limiting herbage intake by the grazing animal. In: B. Gilsenan (ed.), Proceedings, International Meeting of Animal Production from Temperate Grassland The Irish Grassland and Animal Production Association and the Agricultural Institute, Dublin. Pp. 70-75.
- Hodgson, J. 1981. Influence of sward characteristics on diet selection and herbage intake by the grazing animal. In: J.B. Hacker (ed.), Nutritional Limits to Animal Production from Pastures Commonwealth Agricultural Bureaux. Pp. 153-166.
- Hodgson, J. 1982. Influence of sward characteristics on diet selection and herbage intake by the grazing animal. In: J.B. Hacker. (ed.), Nutritional Limits to Animal Production from Pastures Commonwealth Agricultural Bureaux, Farnham Royal, U.K. Pp. 153-166.
- Hodgson, J. 1985. The control of herbage intake in the grazing ruminant. Proceedings of the Nutrition Society 44: 339-346.
- Hodgson, J. 1986. Grazing behaviour and herbage intake. In: J. Frame (ed.), Grazing. British Grassland Society, Occasional Symposium No. 19, Pp. 51-64.
- Horn, G.W. & F.T. McCollum. 1987. Energy supplementation of grazing animals. In: Proceedings, Grazing Livestock Nutrition Conference, University of Wyoming. Pp. 125-136.
- Illius, A.W. & I.J. Gordon 1990. Constraints on diet selection and foraging behaviour in mammalian herbivores. In: R.N. Hughes (ed.), Behavioral Mechanisms of Food Selection. Springer-Verlag. Pp. 369-392.
- Jennings, P.G. & W. Holmes, 1984. Supplementary feeding of cows on continuously stocked pasture. Journal of Agricultural Science 103: 101-170.
- Kristensen, V.F. & M. Weisbjerg 1991. New approach to feed evaluation for ruminants. Norwegian Journal of Agricultural Sciences, Supplement No 5: Pp. 65-79.
- Lambourne, L.J. & T.F. Reardon 1963. Effect of environment on the maintenance requirements of Merino wethers. Australian Journal of Agricultural Research 14: 272-293.
- Leaver, J.D. 1986. Effects of supplements on herbage intake and performance. In: J. Frame (ed.), Grazing. British Grassland Society, Occasional Symposium No. 19, Pp. 79-88.
- Leng, R.A. 1990. Factors affecting the utilization of poor-quality forages by ruminants, particularly under tropical conditions. Nutritional Research Reviews 3: 277-303.
- Lobley, G.E. & J.C. MacRae 1987. Acetate utilization in sheep. In: P.W. Moe, H. F. Tyrrell, P. J. Reynolds. (ed.), Energy Metabolism of Farm Animals. Rowman and Littlefield. Pp. 38-41.
- Logan, V.S. & W.J. Pigden 1969. Estimating herbage yield from energy intake of grazing ruminants. In: J.B. Campbell (ed.), Experimental Methods for Evaluating Herbage. Canada Department of Agriculture, Publication 1315. Pp. 140-151.
- MacRae, J.C. 1986. An appraisal of current systems for the evaluation of the energy and protein needs of ruminants. In: R.M. Livingstone (ed.), Feedingstuffs Evaluation, Modern Aspects - Problems - Future Trends. FEEDS, Feeds Publication, No. 1 Pp. 11-17.
- MacRae, J.C. & G.E. Lobley 1982. Some factors which influence thermal energy losses during the metabolism of ruminants. Livestock Production Science 9: 447-456.

MAFF. 1976. Energy allowances and feeding system for ruminants. Ministry of Agriculture, Fisheries and Food. Technical Bulletin 33.

Malechek, J.C., D.F. Balph & F.D. Provenza 1986. Plant defence and herbivore learning: Their consequences for livestock grazing systems. In: O. Gudmundsson (ed.), *Grazing Research at Northern Latitudes* Plenum Press. Pp. 193-208.

Minson, D.J. 1982. Effect of chemical and physical composition of herbage eaten upon intake. In: J.B. Hacker (ed.), *Nutritional Limits to Animal Production from Pastures*. Commonwealth Agricultural Bureaux, Farnham Royal, U.K. Pp. 167-182.

NRC. 1978. Nutrient requirements of dairy cattle. 5th rev. ed. National Academy Press, Washington, D.C.

NRC. 1981. Effect of environment on nutrient requirements of domestic animals. National Academy Press, Washington, D.C.

NRC. 1985. Nutrient requirements of sheep. 6th rev. ed. National Academy Press, Washington, D.C.

Morris, J.G. & M.D. Sanchez 1987. Energy expenditure of grazing ruminants. In: *Proceedings, Grazing Livestock Nutrition Conference*, University of Wyoming. Pp. 17-22.

Olafsson, G. 1970. Islandske forsök over næringsverdien av sauebeite (Icelandic research on the nutritive value of sheep grazing). Rådet for husdyrforsk. Husdyrnæring og foringslære. 2. Særmeldinger. Norges Landbrukshøgskole, Særtrykk nr. 360.

Olafsson, G. 1973a. Nutritional studies of range plants in Iceland. *Journal of Agricultural Research in Iceland* 5: 3-63.

Olafsson, G. 1973b. Forgrunnlaget for sauhold under nordeuropiske forhold (The basis for sheep production under North European conditions). Prøveforelesning til lisensiatgraden. Norges Landbrukshøgskole, Stensiltrykk nr. 20.

Ørskov, E.R. & N.A. MacLeod 1990. Dietary-induced thermogenesis and feed evaluation in ruminants. *Proceedings of the Nutrition Society* 49: 227-237.

Osuji, P.O. 1974. The physiology of eating and the energy expenditure of the ruminant at pasture. *Journal of Range Management* 27: 437-444.

Osuji, P. O., J. G. Gordon & A. J. F. Webster. 1975. Energy exchanges associated with eating and rumination in sheep given grass diets of different physical forms. *British Journal of Nutrition* 34: 51-71.

Penning, P.D. 1986. Some effects of sward conditions on grazing behaviour by sheep. In: O. Gudmundsson (ed.), *Grazing Research at Northern Latitudes*. Plenum Press. Pp. 219-226.

Phillips, C.J.C. & J.D. Leaver 1986. Seasonal and diurnal variation in the grazing behaviour of dairy cows. In: J. Frame (ed.), *Grazing*. British Grassland Society, Occasional Symposium, No. 19, Pp. 98-104.

Provenza, F.D. & D.F. Balph 1990. Applicability of five diet-selection models to various foraging challenges ruminants encounter. In: R.N. Hughes (ed.), *Behavioral Mechanism of Food Selection*. Springer-Verlag. Pp. 423-59.

Robertshaw, D. 1987. Heat stress. In: *Proceedings, Grazing Nutrition Conference*, University of Wyoming. Pp. 31-35.

Slee, J. 1979. Response of sheep to cold exposure in relation to selection for survival ability. In: *The Management*

and Disease of Sheep. Commonwealth Agricultural Bureaux. Pp. 100-113.

Thomas, C. & D.G. Chamberlain 1990. Evaluation and prediction of the nutritive value of pastures and forages. In: J. Wiseman & D.J.A. Cole (eds.), Feedstuff Evaluation. Butterworths. Pp. 319-336.

Thomson, D.J. 1977. The role of legumes in improving the quality of forage diets. In: B. Gilseman, (ed:) Proceedings, International Meeting on Animal Production from Temperate Grassland The Irish Grassland and Animal Production Association and An Foras Talúntais, Dublin. Pp. 131-135.

Thomson, D.J. 1984. The nutritive value of white clover. In: D.J. Thomson (ed.), Forage legumes British Grassland Society, Occasional Symposium, No. 16, Pp. 78-92.

Thorsteinsson, I. 1964. Plöntuval sauðfjár. Rannsóknir á afréttarlöndum (Plant selection. Range studies). Freyr 60: 194-201.

Thorsteinsson, I. 1981. Gróðurskilyrði, gróðurfjar, uppskera gróðurlenda of plöntuval búfjár (Environmental data, botanical composition and production of plant communities and the plant preference of sheep). Journal of Agricultural Research in Iceland 12: 85-99.

Thorsteinsson, I. & G. Olafsson 1965a. Plöntuval sauðfjár of meltanleiki beitarpantna (Grazing studies with oesophageal fistulated sheep in Iceland). Freyr 61: 157-163.

Thorsteinsson, I. & G. Olafsson 1965b. Efnainnihald og meltanleiki nokkurra úthagapantna (The chemical composition and digestibility of some range plants). University Research Institute, Department of Agriculture, Reports (A). No. 17, Pp. 26 (Summary in English).

Thorsteinsson, I. & G. Olafsson 1969. Efnainnihald of meltanleiki nokkurra úthagapantna. II. Rannsóknir á íslenskum beitilöndum (The chemical composition and digestibility of some Icelandic range plants. II. Range studies in Iceland). Journal of Agricultural Research in Iceland 1: 45-63 (Summary in English).

Tilley, J.M.A. & R.A. Terry 1963. A two-stage technique for *in vitro* digestion of forage crops. Journal of the British Grassland Society 18: 104.

Van Es, A.J.H. 1974. Energy intake and requirement of dairy cows during the whole year. Livestock Production Science 1: 21-32.

Van Es, A.J.H. 1975. Feed evaluation for dairy cows. Livestock Production Science 2: 95-107.

Van Es, A.J.H. 1978. Feed evaluation for ruminants. 1. The system in use from May 1977 onwards in The Netherlands. Livestock Production Science 5: 331-345.

Van Soest, P.J. 1963a. Use of detergents in the analyses of fibrous feeds. I. Preparation of fiber residues of low nitrogen content. Journal of the Association of Official Agricultural Chemists 46: 825-828.

Van Soest, P.J. 1963b. Use of detergents in the analyses of fibrous feeds. II. A rapid method for the determination of fiber and lignin. Journal of the Association of Official Agricultural Chemists 46: 829.

Van Soest, P.J. 1967. Development of a comprehensive system of feed analysis and its application to forage. Journal of Animal Science 26: 119.

Van Soest, P.J. 1982. Nutritional Ecology of the Ruminant. O & B Books, Corvallis, Oregon.


Wallace, L.R. 1956. The intake and utilization of pasture by grazing dairy cattle. Proceedings of the 7th International Grassland Congress. Pp. 134-144.

Webster, A.J.F. 1979. Energy metabolism. In: *The Management and Diseases of Sheep*. British Council Special Course, CAB Edinburgh. Pp. 166-174.

White, R.G. & S.G. Fancy 1986. Nutrition and energetics of indigenous northern ungulates. In: O. Gudmundsson. (ed.), *Grazing Research at Northern Latitudes*. Plenum Press. Pp. 259-269.

Young, B.A. 1987. Thermal factors influencing energy requirements of livestock. In: *Proceedings, Grazing Livestock Nutrition Conference, University of Wyoming*. 37 pp.

Young, B.A. & J.L. Corbett 1972. Maintenance energy requirement of grazing sheep in relation to herbage availability. I. Calorimetric estimates. *Australian Journal of Agricultural Research* 23: 57-76.



4 Associative effects of feeds in ruminants

PEKKA HUHTANEN

University of Helsinki, Department of Animal Husbandry, Finland

Huhtanen P. 1991. Associative effects of feeds in ruminants. *Norwegian Journal of Agricultural Sciences*, Supplement No. 5: 37-57. ISSN 0801-5341.

Negative associative effects of feeds on digestibility exist mainly in animals fed at high levels of intake, while experiments conducted at maintenance level have failed to show such effects. Non-additivity is most commonly observed when the digestion of the forage component of a diet is depressed by the addition of rapidly fermentable carbohydrate or fat supplements. Positive associative effects have been observed mainly with protein and digestible fibre supplements. The utilization of dietary energy depends not only on the profile of nutrients made available from a particular feed but also from nutrients made available from other feeds. The nutrient profile is a major factor determining the partition of energy between milk and body tissue synthesis or between fat and lean growth.

Pekka Huhtanen, University of Helsinki, Department of Animal Husbandry, SF-00710 Helsinki, Finland.

In the majority of the feed evaluation systems the energy values of feeds are used as if they were additive, irrespective of feeding level or other components of the diet. The effect of feeding level is taken into account in most current feed evaluation systems (e.g. NEL, Van Es 1975; ARC 1980). These systems recognize that the digestibility of the diet is depressed at high intake. However, the effect of feeding level on metabolizability of the diet is smaller than on digestibility. The ratio metabolizable energy (ME) to digestible energy (DE) increased with the level of feeding from 0.81-0.82 at maintenance (M) to 0.87 at 3-4 M (Van Es & Van der Honig 1977). This is mainly due to smaller relative energy losses in urine and methane.

In the formulation of rations it is assumed that the energy values of the components of the diet are additive. This approach assumes that there are no interactions in the digestibility or in the efficiency of the utilization of dietary energy caused by mixing the components of the diet. There is, however, much evidence showing that these assumptions are not always valid. The interactions of feeds can affect the nutritive value, i.e. the nutrient content of a feed per unit of mass. In many circumstances two feeds may be of similar nutritive value but of differing feeding value, because of their effects on forage intake or their synergistic or antagonistic interactions with other feeds in the diet (Thomas 1990).

In this paper the associative effects of feeds on the digestion of nutrients and the possible causes of these effects are discussed. In the following sections some aspects of the associative effects of feeds on the efficiency of energy utilization and on animal production will be given attention. Finally, practical aspects of associative effects are discussed.

ASSOCIATIVE EFFECTS IN DIGESTIBILITY

Associative effects occur when the apparent digestibility of a mixture of feedstuffs does not equal the sum of the separately determined digestibilities of its components (Mould 1988). These effects can be positive; the digestibility of the mixed diet is higher than the mean of its components. Campling et al. (1962) provided an example of the manner in which the variation in dietary urea supply can affect digestibility of straw by cattle with associated changes in voluntary intake. In this situation improved forage digestibility is usually due to alleviation of a nutrient deficiency rather than a real associative effect (Mould 1988). Most commonly the associative effects are negative; the apparent digestibility of the diet is lower than the value calculated from the digestibilities of the ingredients of the diet. Negative associative effects occur most often when the level of concentrate supplementation is high, leading to reduced digestibility of forages.

Protein supplements

Although the responses to protein supplementation in digestibility of low quality roughage diets can be considered an alleviation nitrogen deficiency of rumen microbes, increasing crude protein content of the supplement has also improved OM digestibility in dairy cows given high quality forages (see Oldham 1984). With grass silage-based diets the mean increase in total DM digestibility was 0.007 units per 10 g/kg increase in dietary crude protein content. Gordon et al. (1981) reported the corresponding response of 0.0025 units per 10 g/kg increase in crude protein content of the supplement. Assuming a proportion of 400 g/kg of the supplement in the diet, the value would be 0.0063 units per unit increase in crude protein content of the total diet, similar to that reported by Oldham (1984).

In Finnish dairy cow experiments (Tuori & Syrjälä-Qvist 1988, Tuori 1989, unpublished) a replacement of barley-oats mixture with rapeseed meal (RSM) improved OM digestibility of the diet by 0.01 - 0.02 units. Although the response was quite small, it was very consistent ranging from 0.017 to 0.021 units with 3 levels of RSM in the first trial and from 0.008 to 0.011 units in the second trial with 4 RSM treatments. The positive responses to protein supplementation with high quality forages are more likely to occur in dairy cows fed at the high level of feeding than in sheep fed at M or in growing cattle fed approximately at 2M. In growing cattle, responses in OM digestibility to protein supplements have been small (Steen 1985; Steen 1989; Jaakkola et al. 1990). When silage has been fed as the only feed to young cattle, fish meal has sometimes improved OM digestibility significantly (Thomas et al. 1980; England & Gill 1985).

The explanation for these responses probably lies in the manner in which the rumen microbial population responsible for carbohydrate fermentation varies according to form of food eaten and the balance of nutrients available. Of particular importance is the amount and form of dietary crude protein (Oldham 1984). Increasing the supply of amino acids and peptides may stimulate the growth of cellulolytic bacteria in the rumen. In dairy cows, large responses in milk yield to protein supplementation have been associated with increases in digestibility and feed intake. In this respect, the additional ME supply can account for the major proportion of the response (Oldham 1984; Thomas & Rae 1988). These responses are good examples of positive associative effects in feeding value, ie. the capacity of a feed

to contribute directly or indirectly to the utilization of another feed by the animal.

Concentrate supplements

Level of supplementation

Negative associative effects occur principally where the energy value of the diet has been reduced by inhibition or depression of cell wall or starch digestion (Mould 1988). The main cereal grains used for ruminants in Nordic countries are barley, oats and wheat, and depressions in starch digestion are unlikely to occur, providing that the grain is properly processed. Even at high levels of inclusion or high levels of feeding the total digestibility of barley starch is almost complete, while considerable amounts of corn starch are excreted in the faeces (Sutton 1985).

Therefore, with our typical diets the negative associative effects are most likely to occur when the intake of high producing animals is limited by physical factors, and concentrate supplements are needed to meet the energy requirements. Increasing the level of concentrates in the diet results in a reduced rate of cell wall digestion, and calculated increases in digestibility and metabolizability of the total diet are not achieved. The extent of the depression in fibre (cell wall) digestion with increasing levels of concentrate in the diet depends on many factors: level of supplementation, carbohydrate composition of the supplement, level of feeding, quality of forage used, animal species, use of buffers, etc. There may also be interactions between many of these factors.

The main reason for inhibition of fibre digestion with easily fermentable carbohydrates is low rumen pH. Rapid fermentation of soluble carbohydrates in the rumen produces volatile fatty acids, and sometimes also lactic acid, at higher rates than can be absorbed through the rumen wall. Cellulolytic bacteria are more sensitive to low pH than those utilizing starch or sugars. Fibre digestion in the rumen has been reported to be totally inhibited when pH is reduced below 6.0 - 6.1 (Stewart 1977; Mould & Ørskov 1983). Increasing rumen pH by bicarbonate buffers can partly alleviate the adverse effect of easily fermentable carbohydrates (Mould et al. 1983), although in many cases not completely. The adverse effects of concentrates on rumen cellulolysis can be differentiated into a "pH effect" and a "carbohydrate effect". The depression in fibre digestion which could not be attributed to increased rumen pH was designated as the "carbohydrate effect" and the part which is due to low pH was designated the "pH effect" (Mould et al. 1983). The results of Rooke et al. (1987) and Huhtanen (1987a) support the concept that continuous availability of soluble carbohydrates can depress fibre digestion without affecting rumen pH (Table 1).

In young cattle given grass silage *ad libitum* sucrose supplementation (150 g/kg DM) decreased cellulose digestibility from 0.748 to 0.694 (England & Gill 1985). The extent of the reduction in fibre digestion was similar irrespective of the method of feeding sucrose, i.e. twice daily or a continuous intraruminal infusion, (Khalili & Huhtanen 1991b). In the studies of England & Gill (1985), Huhtanen (1987a) and Khalili & Huhtanen (1991a), the expected increase in total OM digestibility with sugar supplements (50-200 g/kg total DM) was 0.0326 units (n = 11) while the observed increase was only 0.0013 units. The difference can partly be attributed to decreased cell wall digestion and partly to increased faecal output of metabolic organic matter.

Table 1. The effects of intraruminal infusions of soluble carbohydrates on digestibility in cattle fed on grass silage-based diets.

Ref.	Infusion	Rumen pH	ADF digestibility	
			Rumen	Total
Rooke et al. 1987	Control	6.8	0.85	
	Glucose	6.8	0.81	
	Glucose + Casein	6.7	0.77	
Huhtanen 1987	Control	6.63	0.650	0.676
	450 g/d [*]	6.64	0.566	0.604
	900 g/d [*]	6.57	0.543	0.584

* Means of sucrose and xylose infusions

Increasing the level of barley supplementation in the diets of sheep (Bøe 1989a) and of cattle (Jaakkola & Huhtanen 1990, unpublished) markedly depressed silage digestibility. Silage digestibility calculated as a difference decreased from 0.665 to 0.615 in sheep when the barley proportion of the diet increased from 0 to 550 g/kg DM. In cattle, the corresponding decrease was from 0.712 to 0.615 when the barley was increased from 250 to 750 g/kg DM. In cattle the depression in silage digestibility was curvilinear; when barley provided 500 g/kg of the diet, silage digestibility was only slightly lower than when it formed 250 g/kg of the diet. The results for the degradation of forage DM in the rumen also demonstrate the curvilinear effect of concentrate level on forage DM degradation (Fig. 1). In our study the adverse effect of increasing concentrate supplementation was similar for dried grass and silage, both cut at the same stage of growth. On the other hand, Udèn (1984) found in one study a greater depression in OM digestibility with increasing levels of concentrate for hay than for silage diets.

Effect of feeding level on associative effects

Most feed evaluation systems use digestibility coefficients determined at the maintenance level of feeding. According to van der Honing (1975) digestibility of organic matter depresses 0.03 units for each incremental increase in intake over maintenance. NRC (1988) adopted a corresponding value of 0.04 units. Even depressions of 0.06-0.09 units for each multiple of maintenance have been reported (Anderson et al. 1959, Rust & Owens 1982, Staples et al. 1984). The highest values have mainly been reported for corn-containing diets. In a digestion study with cows fed various proportions of corn-based concentrate at two levels of intake starch was also responsible for the depression of OM digestibility (Colucci et al. 1989). In cattle fed a hay-barley diet at 40 and 80 g/kg LW^{0.75} the depression in OM digestibility was most closely linked to NDF fraction, and cell solubles (OM-NDF) accounted proportionally only for 0.17 of the depression in OM digestibility (Huhtanen & Kukkonen 1990, unpublished).

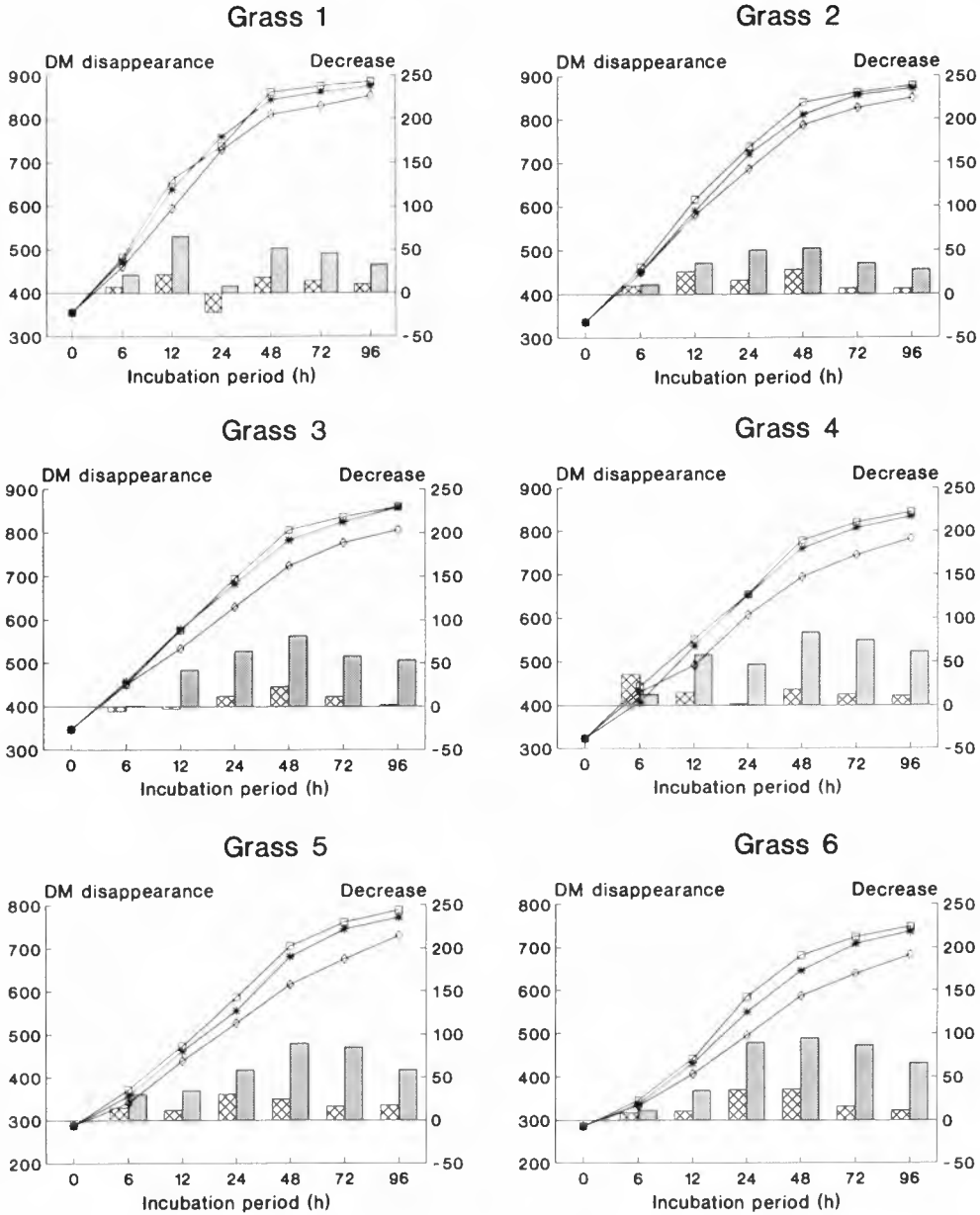


Fig. 1. The effect of concentrate level (\square 250, * 500 and \diamond 750 g/kg total DM) on DM disappearance (mg/g) of grasses at 7-day interval (1 = early-cut, ...6 = late cut) and the decrease in DM disappearance (mg/g) due to increased concentrate levels (\blacksquare from 250 to 500 g/kg DM and \boxtimes from 250 to 750 g/kg DM).

Negative associative effects are not always observed, especially when the diets are

offered at or below maintenance requirements (Fig. 2). The data in Fig. 2 demonstrate that there are no interactions between the quality of forage and the proportion of grain in the diet. Using the work conducted by Feedingstuff Evaluation Unit, Blaxter (1979) reported that there is no evidence for associative effects between the components of the diet, and that a unique ME value can be assigned to a feed irrespective of the other feeds which are given. Similarly, no interactions between the level of concentrate (250, 500 and 750 g/kg) and the type of forage were observed in ME value (see Thomas 1990).

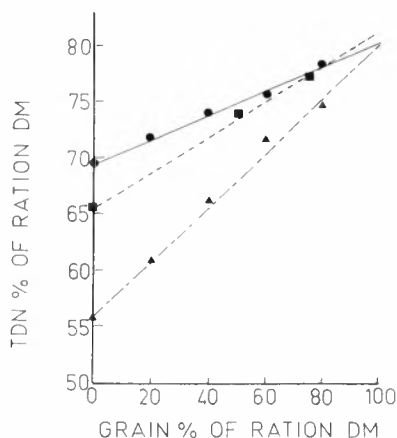


Fig. 2. Linear relationship between the proportion of grain in total DM and total digestible nutrients (TDN) in DM in steers fed at maintenance (● early-cut hay, ■ medium-cut hay and ▲ late-cut hay; taken from Tyrrel & Moe 1975).

The level of feeding appears to have a great influence upon whether associative effects occur; they have only been observed in those studies where the diets were offered above maintenance (Mould 1988). The negative associative effects can be very large at high levels of feeding (Fig. 4). The digestibility of all ratios, irrespective of proportion of grain, can become equal at an intake between four and five times maintenance (Wagner 1965; ref. Tyrrel & Moe 1975). The data from the study of Wagner (Fig. 3) imply that the digestive efficiency reached maximum at approximately 3.2 times maintenance with cows consuming 375 g/kg of grain. The additional benefit of increasing the proportion of grain in the diet was an increase in DM intake. Colucci et al. (1989) reported a greater depression in OM digestibility with increasing intake on high concentrate diet. The depression of OM digestibility for each multiple of maintenance was 0.020, 0.026 and 0.041 units for diets containing 200, 550 and 700 g/kg of concentrates in the total diet.

The negative associative effects are likely to be smaller with barley-based concentrates, because the digestibility of barley starch is not markedly decreased with the level of intake like maize starch (Sutton 1985). However, in dairy cows increasing concentrate supplementation has increased OM digestibility much less than would be estimated from digestibility coefficients determined at maintenance level. Despite a higher digestibility of concentrates than of forages, the digestibility of OM did not change when the amount of concentrate was increased (Krohn et al. 1984, Udén 1984). Although the effects of feeding

level and the level of concentrates were confounded in these studies, the results demonstrate the negative associative effects of feeds. The recent results of Murphy (1989) also showed that increasing the proportion of concentrate from 350 to 650 g/kg in dairy cows fed approximately 17 kg DM/d had no effect on OM digestibility; the intermediate level (500 g/kg) had slightly higher digestibility. Consistent with this, increasing the proportion of concentrate above 500 g/kg showed a very small effect on the digestibility of the total diet (Jaakkola & Huhtanen 1990).

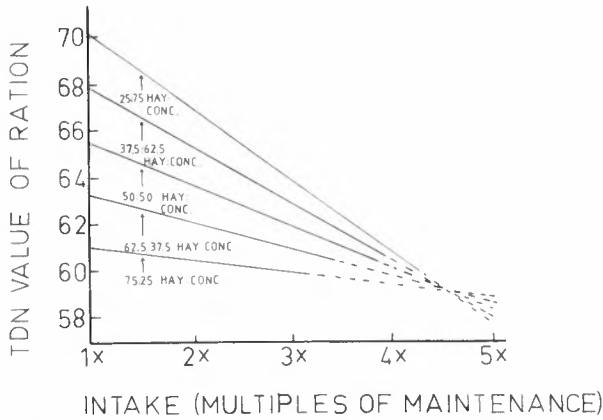


Fig. 3. Generalized figure of the interaction between proportion of hay to grain in the total ration and the rate of depression in digestibility (taken from Tyrrel & Moe 1975).

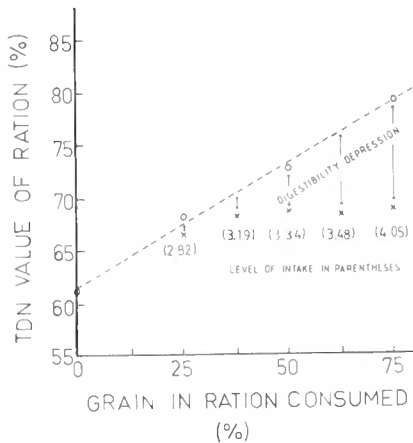


Fig 4. TDN value of the ration when fed to dry cows fed at maintenance (o) and when forage is fed ad libitum and concentrate to meet energy requirements of lactation (x). The number in parentheses is the average intake in multiples on maintenance (taken from Tyrrel & Moe 1975).

The more profound negative associative effects at high levels of intake may be related to changes in rumen environment, digesta retention time in the rumen or interactions between these two. With increasing intake of diets of a constant forage to concentrate ratio rumen pH decreases (Staples et al. 1984; Nørgaard 1987), and as a consequence critical pH for rumen cellulolysis is therefore more likely to occur at a high level of feeding. This also implies that more concentrate can be used at a low level of feeding while still maintaining optimal rumen pH for cellulolytic bacteria. At a high level of intake digesta retention time also is shorter, which reinforces the effect of lower pH on fibre digestion. With practical mixed dairy cow diets (300-650 g/kg concentrates of total DM) the changes in the two most important constraints of fibre digestion, rate of digestion and rate of passage, may lead to severe overestimation of energy intake when digestibility coefficients determined in sheep fed at maintenance are used.

Reduced ruminal fibre digestion at high levels of intake is compensated to some extent by increased post-ruminal digestion. However, this compensation is never large enough to account totally for the reduced rumen digestion. Potential digestibility of fibre entering the hind-gut is much lower than that of the original feed, and digesta retention time in the hind-gut is relatively short in animals fed at a high level. Administering the markers (CoEDTA, Cr-mordanted and Yb-labelled duodenal digesta particles) in the duodenum, the retention times of Co, Cr and Yb in the hind-gut were 7.4, 7.6 and 7.2 h in cattle fed at 1M and only 4.3, 4.4 and 3.9 h in those fed at 2M, respectively (Kukkonen & Huhtanen 1991). Similar retention time for liquid and particles indicates that there was no selective retention of digesta in the hind-gut. Further, if fibre digestion in the hind-gut is characterized by a similar lag phase as in the rumen, marked compensation for the reduced rumen digestion cannot be expected. The supply of both energy and protein to the host animal will be lower if the fermentation occurs in the hind-gut instead of the rumen, since microbial OM synthesized therein is not absorbed.

At a low level of intake the adverse effects of suboptimal rumen environment on fibre digestion can be compensated for by a longer digesta retention time in the rumen. For example, because of slower rate of passage the depression in NDF digestibility with the proportion of concentrate was less than could be expected from reduced rate of digestion in cattle fed approximately at 2M (Huhtanen & Jaakkola 1990). In cattle fed at 40 g DM/kg $W^{0.75}$ NDF retention time in the rumen was 98 h, and the total digestibility of the potentially digestible NDF was almost complete (Huhtanen & Kukkonen 1990, unpublished). Doubling the feeding level decreased retention time to 67 h, and as a consequence NDF digestibility decreased from 0.758 to 0.707 despite the unchanged rate of digestion. In other studies (Staples et al. 1984; Bøe 1989a) the rate of digestion of NDF or silage DM was also depressed with the level of feed intake, probably because of lower rumen pH.

Type of carbohydrate supplements

Soluble carbohydrates (sugars) affect fibre digestion even at reasonably low levels as discussed above. In cattle, barley can provide up to 400 - 500 g/kg of the diet without markedly depressing fibre digestion. At higher levels of concentrate a replacement of starchy concentrate (barley) with fibrous concentrate (sugar beet pulp (SBP)) in sheep has maintained rumen pH at a higher level and depressed cellulolysis less (Fahmy et al. 1984). However, in cattle fed on a grass silage-based diet (500 g/kg) a replacement of barley with

unmolassed SBP or barley fibre had only minor effects on rumen pH and virtually no effect on DM degradation of forages (Huhtanen 1988, 1991a). These observations are not very surprising considering the very small effect of increasing the proportion of barley from 200 to 400-500 g/kg in cattle. At a high level of concentrate inclusion the depression in rumen pH and cellulolysis may be smaller with fibrous than with starchy supplements as indicated by greater forage intakes (Sutton et al. 1987; Phipps et al. 1987).

With a diet based on untreated straw, sugar beet pulp (SBP), dried grass or citrus pulp supplements have increased the rate of degradation of NH_3 -treated straw *in situ* (Silva & Ørskov 1988). SBP also increased *in vivo* digestibility and intake of untreated straw but not of NH_3 -treated straw (Silva et al. 1989). A concentrate based on SBP had no effect on the digestibility of ammonia-treated straw, whereas barley depressed the digestibility of straw from 0.559 to 0.393 (Istasse et al. 1986). Supplements of digestible cellulose and/or hemicellulose can be used to raise ME content of the diet without affecting or even stimulating the utilization of straw. Whether these effects can be obtained with high quality forages is uncertain, since they also contain highly digestible cellulose and hemicellulose.

Effect of forage quality

The depression in fibre digestibility may be greater with high quality than with low quality forages. Vadiveloo & Holmes (1979) proposed that the effect may be due to a higher content of soluble carbohydrates in high quality forages. Further supplementation would be more likely to depress rumen pH and consequently cellulolysis with early-cut than with late-cut forages. In practical feeding regimes this problem is probably of minor importance, since with high quality forages less concentrate is needed to meet the energy requirements of the animals than with low quality forages.

On the other hand, the decrease in forage digestibility with increasing feeding level was greater with late-cut than with early-cut ryegrass (Blaxter 1969). The reason for greater depression in digestibility with lower quality feeds is that the quantity containing nutrients for maintenance is greater with poor quality feeds and so an increase from 1M to 2M will involve a proportionally greater increase in total feed intake (Garnsworthy & Cole 1990). Also the higher cell wall content of mature grasses may be involved in the greater depression in digestibility, since the cell wall fraction accounted for nearly all the depression in DM digestibility of forages (Osborn et al. 1974).

The digestibility of low quality forages may be depressed more than that of high quality forages when the rumen environment is changed by feeding more concentrates. Increasing the proportion of grass silage from 200 to 600 g/kg decreased the degradation of NH_3 -treated straw but only minor effects were found in the degradation of grass silage (Fahmy & Sundstøl 1985; Bøe 1989b). In our study (Jaakkola & Huhtanen 1990, unpublished) the adverse effect of concentrate on forage DM degradation increased with the maturity of forage (Fig. 1). This may be due to the higher cell wall content in late-cut than in early-cut forages. Differences in rumen environment affect the digestion of cell wall carbohydrates more than that of cell solubles (OM-NDF). Sucrose supplements depressed NDF degradation markedly but had virtually no effect on the degradation of cell solubles (Khalili & Huhtanen 1991b).

Effect of animal species

Although a number of trials have been conducted to compare digestive efficiency of cattle and sheep, comparisons including diets consisting of different proportions of forage to concentrate, each diet fed at both maintenance and *ad libitum* intake are few. Data from Colucci et al. (1989) showed that the depression in digestibility of different feed fractions with increasing intake was greater for cows than for sheep. An increase in intake depressed the digestion of cell wall fractions and cell solubles including starch in cattle, whereas in sheep, an increase in intake reduced cell wall digestion and to a lesser extent cell solubles, without affecting starch digestion (Table 2). They concluded that the digestive physiology of these species is sufficiently different to preclude the use of sheep data in formulating nutrient requirements for cows.

On the other hand, when concentrate forms more than 400-500 g/kg of the diet, the rate of forage degradation in the rumen seems to be more depressed in sheep than in cattle. In sheep, large depressions have been observed with increasing levels of barley in the diet (Chimwano et al. 1976; Mould et al. 1983; Fahmy et al. 1985; Bøe 1989a), while in cattle the effect has been much smaller (Fahmy & Sundstøl 1985; Bøe 1989b; Jaakkola & Huhtanen 1990, unpublished). Although direct comparisons cannot be made, the results indicate that when the concentrates provide up to 500 g/kg the depression in forage degradation is fairly small in cattle but quite large in sheep. These differences may be related to the animals' ability to buffer increases in rumen acidity as indicated by large differences found among sheep in bromegrass degradation at high levels of concentrate (Franklin et al. 1981). In addition to possible differences between animal species, there are also many other sources of error in estimating the associative effects of the components of diets by nylon bag technique. For example, the results may be biased because the microbial population (Meyer & Mackie 1986) and particle-associated enzyme activities (Huhtanen & Khalili 1989) within the bags are different from those in the surrounding digesta.

Fat supplements

Non-additivity has also been observed when fat supplements are included in ruminant diets. The higher energy content of fat compared to carbohydrates and the possibility of manipulating milk fatty acid composition have made them attractive supplements. However, added fats in excess of 20-30 g/kg are inhibitory to rumen microbial activity, especially to cellulolytic organisms (Palmquist 1988). The effects of fats on fibre digestibility have been variable (for reviews see: Palmquist & Jenkins 1980; Børsting & Weisbjerg 1989). The extent of the depression in fibre digestion depends on the amount, degree of saturation and form (free oil, free fatty acids, oilseeds; unprotected vs. protected) of fat supplements, type of the basal diet, method of feeding, and animal (sheep, dairy cow). Removing starch from the diet by lipid supplementation has sometimes even improved fibre digestibility (Palmquist & Conrad 1978).

Although it has been suggested the depressive effect of fat supplements on fibre digestion is smaller in dairy cows when rumen retention time is shorter and overall fibre digestibility lower than in sheep, large decreases in NDF (Murphy et al. 1987) or DM (Mohammed et al. 1988) digestibility were observed in dairy cows in response to feeding crushed rapeseed (2 kg/d) or soybean oil (40 g/kg). As a consequence of depressed fibre digestion fat supplements have decreased voluntary intake (Clapperton & Steele 1983;

Steele 1985; Mohammed et al. 1988) and the increases in ME intake have been smaller than expected from the higher energy density of the diet. On the other hand, theoretical calculations (Kronfeld 1976) suggest that the addition of fat in the diet could improve the efficiency of ME utilization for milk fat synthesis.

Table 2. The effects of feeding level and proportion of concentrate (LC = 200, IC = 450 and HC = 700 g/kg total DM) on digestibility of nutrients in sheep and cows (Colucci et al. 1989).

	Sheep					
	LC	Low intake IC	HC	LC	High intake IC	HC
Organic matter (g/kg BW)	14.3	13.2	12.2	27.2	29.7	27.6
Digestibility						
DM	0.665	0.747	0.823	0.641	0.702	0.772
Energy	0.652	0.732	0.814	0.623	0.684	0.760
NDF	0.532	0.564	0.618	0.496	0.482	0.479
ND solubles	0.778	0.853	0.897	0.766	0.826	0.870
Starch	0.995	0.998	0.994	0.981	0.982	0.995
	Cattle					
	LC	Low intake IC	HC	LC	High intake IC	HC
Organic matter (g/kg BW)	12.9	12.0	11.1	30.6	33.4	32.9
Digestibility						
DM	0.657	0.717	0.799	0.610	0.643	0.685
Energy	0.648	0.714	0.800	0.584	0.619	0.669
NDF	0.527	0.534	0.662	0.468	0.420	0.402
ND solubles	0.770	0.825	0.853	0.736	0.759	0.774
Starch	0.995	0.982	0.986	0.929	0.904	0.902

ASSOCIATIVE EFFECTS IN ME/DE RATIO

Although the digestibility of energy accounts for most of the variation in the ME content of a feed, changes in methane production can also affect ME value. Within the range of inclusion of dietary components, the changes in rumen fermentation pattern are not always linear and depend on feeding level (Broster et al. 1978). As a consequence of these non-linear changes in rumen fermentation pattern there can be associative effects between dietary components in methane production. For example, including small amounts of polyunsaturated fats in the diet markedly depresses methane production (Czerkawski 1969). The use of feed additives (eg. monensin, salinomycin, avoparsin) can increase the ME content of a feed by decreasing rumen acetate to propionate ratio, thereby decreasing methane production and increasing metabolizability of DE. Monensin addition to concentrate-based diets (500-700 g/kg) has decreased methane production from 15 to 31% (Garret & Johnson 1983). However, with forage diets the effect of monensin on methanogenesis is

smaller or absent.

INTERACTIONS IN THE UTILIZATION OF ME

In single-stomached animals it is still uncertain if the composition of absorbed nutrients affects utilization of ME. In ruminants, however, it is generally recognized that heat production from similar amounts of ME is greater from a diet based on roughage than from one based on concentrates (Ørskov & MacLeod 1990). Especially the utilization of energy of acetate for fattening has varied largely (see Thomas 1988). It has been suggested that the low values occur only when the supply of glucose or glucose precursors from the basal diet is restricted (see MacRae & Lobley 1982). Consistent with this, Tyrrel et al. (1979) found inefficient use of acetate (0.27) when the diet consisted solely of hay, but more efficient use (0.69) in animals given a hay-concentrate (30:70) diet.

More efficient utilization of acetate when given as a supplement to concentrate feeds suggested the presence of a factor in concentrate diets which potentiates acetate utilization (see MacRae & Lobley 1982). Reduced NADP, derived mainly from glucose metabolism, is essential for biosynthesis of fatty acids. Propionate is considered to be the most important precursor of glucose. Consequently, on roughage diets rumen fermentation creates an excess of acetate relative to propionate. If the latter is insufficient to provide adequate NADPH₂, then acetate may be converted to heat to prevent metabolic excess. Also an adequate supply of amino acids could spare propionate for production of NADPH₂ to permit more efficient utilization of acetate (MacRae & Lobley 1982).

Consistent with this, MacRae et al. (1985) observed a greater utilization of ME above maintenance when spring-harvested grass (SHG) was given (k_r 0.54) than when autumn-harvested grass (AHG) was given (k_r 0.43). They suggested that greater incremental absorption of amino acids in sheep given SHG was associated with improved energy utilization. Abomasal infusion of casein improved the utilization of AHG from 0.45 to 0.57 suggesting that the supply of amino acids can influence the efficiency of ME utilization in sheep given a forage diet where the rumen acetate:propionate ratio is high (MacRae et al. 1985).

Large responses to protein supplementation in the energy retention of cattle given straw diets (with or without barley) were observed by Ortiques et al. (1989). The greater energy retention in response to both barley or fish meal supplementation was related to increased absorption of amino acids. Also with a silage diet, fish meal supplementation improved the efficiency of energy utilization (Gill et al. 1987), suggesting an improved balance of absorbed nutrients as compared with silage alone. Fish meal increased the rates of protein accretion without any effect on fat accretion. The mean increase in energy retention was 0.88 MJ/MJ increase in DE intake, a value considerably higher than the theoretical maximum of the use of DE for growth. Also calculations of the efficiency of energy utilization of grass silage-based diets for dairy cows showed consistent increases in k_0 (efficiency of ME utilization at zero energy balance) in response to protein supplementation (Chamberlain et al. 1989).

The efficiency of utilization of silage ME has been lower than predicted from ARC (1980) equations (see Thomas & Thomas 1985, Thomas et al. 1988). Substitution of late-cut silage with rolled barley increased energy retention and the efficiency of ME utilization

for growth (Table 3). The values for late-cut silage with a high level of barley were higher than those for early-cut silage alone despite the higher intake of ME with early-cut silage. The increase in energy retention was 0.85 MJ/MJ increase ME supply in response to 560 g barley in the diet DM, suggesting a positive associative effect between the components of the diet. However, the supply of absorbed non-ammonia N/MJ ME was greater with silage diets (Beever et al. 1988). This implies that a limited supply of amino acids was not the reason for the low efficiency of ME utilization with unsupplemented silage diets. The low k_f for silage diets may be related to the proportion of ME derived from digestible cell walls (Thomas et al. 1988) or to the extent or type of silage fermentation (Thomas & Thomas 1985). Accordingly, high liveweight gains, approximately 1 kg/d, were achieved with high quality silage as the only feed (Lampila et al. 1988). The carcass classification data showed no trend towards higher protein to fat ratio, rather the reverse was true. The silage used by Lampila et al. (1988) had much lower concentrations of fermentation products than that used by Thomas et al. (1988). Similar liveweight gains with SBP (Jaakkola & Huhtanen 1990b) or with barley fibre (Huhtanen et al. 1989) as compared with barley supplements in cattle given grass silage-based diets do not support the concept that there is an inverse relationship between the efficiency of ME utilization and the proportion of ME derived from digestible cell walls. The lower utilization of digestible cell walls from forage may be related to greater work of digestion (Ørskov & MacLeod 1990). The review and summary by ARC (1980) showed that there were no differences in the utilization of ME between roughages and concentrates when roughages were ground and pelleted.

Table 3. Energy utilization by cattle given early-cut silage (H) or late-cut silage alone (L) or with 260 g barley DM/kg total DM (LC1) or 560 g barley DM/kg total DM (LC2) (Thomas et al. 1988; Beever et al. 1988).

Diet	H	L	LC1	LC2
Digestibility				
Gross energy	0.735	0.619	0.668	0.705
NDF	0.798	0.653	0.610	0.562
Intake				
DM (kg/d)	6.21	5.96	6.13	6.31
ME (MJ/d)	73.5	58.9	65.3	69.6
Absorbed NAN g/MJ	1.47	1.33	1.17	1.23
Gain (g/d)				
Live-weight	661	369	582	798
Empty-body-weight	696	292	552	800
Carcass	504	243	443	587
Fat	260	121	189	302
Protein	86.9	31.1	76.0	116.1
Energy (MJ/d)	12.24	5.48	9.23	14.58
Energy utilization				
Observed k_f	0.33	0.26	0.33	0.46
Predicted k_f	0.49	0.41	0.45	0.47
Proportion of ME from digestible cell walls	0.42	0.55	0.39	0.26

Small positive associative effects in milk yield were observed when the concentrates were comprised of different types of carbohydrates than when the corresponding ingredients

were fed alone. The mean response in three trials (Huhtanen 1987b; 1991b; Huhtanen et al. 1988) to more complex mixtures of concentrates was 0.65 kg milk/d. In a later study the cows given a concentrate comprised (g/kg) of barley (200), oats (200), SBP (240) wheat bran (120), barley fibre (120), potato pulp (60) and dried grass pellets (60) produced more milk than those given barley alone despite approximately 15% higher energy value of barley (Table 4). There was also a trend towards an interaction between the type of concentrate and protein supplementation. The results demonstrate quite clearly that the balance between absorbed nutrients can markedly affect production response or nutrient partitioning.

Energy balance experiments also have shown that the productive value of a mixed diet is often greater than the mean of the ingredient feedstuffs (Moe et al. 1972). Although the full explanation of this associative effect is not clear, it is likely that at least a portion of the effect is due to nutritional imbalances in one or both ration components. When the diets are comprised of carbohydrates fermented at different rates in the rumen, better synchrony in the supply of absorbed nutrients may enhance energy utilization.

The net energy (NE) values of some feeds can vary with the level of inclusion in the diet. For example, the NE value of molasses decreased approximately 50% when the proportion in the diet was increased from 100 to 250 or 400 g/kg in steers and from 100 to 300 g/kg in dairy cows (Lofgreen & Otagaki 1960a, b). Soluble carbohydrates are rapidly fermented in the rumen possibly leading to temporal imbalances in nutrient supply. The importance of a constant supply of energy was provided by Robb & Reid (1972) who found a greater efficiency of the utilization of energy of acetate and glycerol with continuous infusion than when they were infused over a 1-h period after feeding.

Table 4. The effects of carbohydrate composition of the supplement (B = barley, F = fibrous supplement; see text) and protein supplementation (N = no protein supplement, P = 1 kg of concentrate replaced with fish meal/d) in dairy cows given grass silage ad libitum (Huhtanen 1990, unpublished).

	Diet			
	BN	BP	FN	FP
Intake				
Silage (kg DM/d)	10.76	10.36	11.00	10.96
Total DM (kg/d)	18.97	18.89	19.27	19.46
ME (MJ/d)	218	218	211	215
FU/d	15.82	16.00	15.12	15.52
Production				
Milk (kg/d)	24.1	26.6	26.1	27.6
Fat (kg/d)	1.00	1.09	1.06	1.08
Protein (kg/d)	0.75	0.85	0.79	0.87
Lactose (kg/d)	1.15	1.26	1.25	1.32
Energy (MJ/d)	78.2	86.0	83.1	87.3
Live weight change (kg/d)	-0.05	0.39	-0.03	0.37

Taken together, these results demonstrate that to sustain predictable rates of carcass gain and milk production a more integrated approach to the description of nutrient allowances is needed. The results also show that in addition to digestibility, there are interactions between the components of the diet in the utilization of ME. These interactions

can not be predicted by any of the current feed evaluation systems

PRACTICAL ASPECTS OF ASSOCIATIVE EFFECTS ON FEED EVALUATION

There is evidence of both positive (protein supplements, digestible cellulose and/or hemicellulose) and negative (easily fermentable carbohydrates, fat supplements) associative effects of feeds. Both of these are more likely to occur at high than at low levels of feeding. Depressions in the rate of digestion will affect ruminal cell wall digestion more when the feed intake and passage rate are high. Together with the effect of feeding level, negative associative effects of the components of the diet can result in a much lower digestibility in dairy cows at high level of feeding than that predicted from coefficients determined in sheep fed at maintenance. As a consequence of negative associative effects, much of the potential increase in DE intake from concentrate addition is lost when the intake of concentrate is increased; the major factor causing greater energy intake is intake per se. For example, it can be calculated from the results of Jaakkola & Huhtanen (1990) that the increase in DE intake was only about 0.25 the expected increase when the proportion of concentrate was increased from 500 to 750 g/kg diet. The corresponding value was 0.85 when the concentrate formed 250-500 g/kg diet. Similar effects may be observed with fat supplements; the increase in observed energy content of the diet is smaller than expected because of depression in fibre digestion.

It may be difficult to take these effects in feed evaluation or ration formulation into account because the extent of depression in the digestibility under different feeding regimes may be variable and unpredictable. However, the magnitude of negative associative effects may be of considerable importance (e.g. in a recent study of Tesfa (unpublished) supplementation of grass silage-based diet with rapeseed oil depressed NDF digestibility from 0.768 to 0.667 in cattle). Although there are many sources of error in predicting associative effects of the components of the diet, omitting them totally may lead to an even greater error in feed evaluation and ration formulation.

The changes in balance between protein and energy-yielding nutrients can cause marked deviations from predicted rates of carcass gain or milk production. A more integrated approach to description of nutrient allowances than is currently used will be needed. Protein and energy allowances should be considered together, not separately. Partitioning of energy (e.g. body tissues vs. milk, protein vs. fat accretion), which is crucial in determining animal performance, cannot be predicted from current systems. Partitioning of nutrients can be changed by manipulating the proportions of absorbed nutrients or by a number of growth and production-promoting substances.

Because of interactions between the components of the diet in both digestion and metabolism, the current feed evaluation systems cannot always predict the production level, in particular with rations which do not guarantee optimal rumen function. At present, feed evaluation systems should provide evidence of the potential nutritive value of feed. The ration fed and feeding level will determine whether the animal is able to make full use of it. The effects of feeding level and associative effects between the components of the diet on digestibility may be integrated into current feed evaluation systems. Other aspects, i.e. interactions in metabolism of absorbed nutrients and nutrient partitioning are difficult to

include in current feed evaluation systems, and possible effects may be taken into account only in ration formulation. In the future, models of digestion and metabolism should result in new systems which can predict the feeding value of a feedstuff under variable conditions and which can also predict animal performance more accurately than the current systems.

REFERENCES

- Andersen, P.E., J.T. Reid, M.J. Anderson & J.W. Stround 1959. Influence of level of intake upon the apparent digestion of forages and mixed diets by ruminants. *J. Anim. Sci.* 18: 1299-1307.
- ARC (The Agricultural Research Council) 1980. *The Nutrient requirements of Farm Animals*. 351 p. Commonwealth Agricultural Bureaux, Farnham Royal, Slough.
- Beever, D.E., S.B. Cammel, C. Thomas, M.C. Spooner, M.J. Haines & D.L. Gale 1988. The effect of date of cut and barley substitution on gain and on the efficiency of utilization of grass silage by growing cattle. 2. Nutrient supply and energy partition. *Br. J. Nutr.* 60: 307-319.
- Blaxter, K.L. 1979. Further developments of the metabolizable energy system for ruminants. In: W. Haresign & D.L. Lewis (eds.), *Recent Advances in Animal Nutrition*. Butterworths, London. Pp. 79-92.
- Blaxter, K.L. 1969. *The Energy Metabolism of Ruminants*. Hutchinson Scientific and Technical, London.
- Bøe, U-B. 1989a. Utilization of grass silage by sheep: effects of supplementation with different amounts of ground barley. *Norw. J. Agric. Sci.* 3: 251-262.
- Bøe, U-B. 1989b. The effect of silage to concentrate ratio on the nylon bag degradation of feedstuffs in the rumen of dairy cows. *Norw. J. Agric. Sci.* 3: 241-249.
- Børsting, C. Friis & M. Riis Weisbjerg 1989. Fatty acid metabolism in the digestive tract of ruminants. *Inst. Anim. Sci., The Royal Vet. Agric. Univ.* 249 pp. Copenhagen.
- Broster, W.H., J.D. Sutton & J.A. Bines 1978. Concentrate forage rations for high yielding dairy cows. In: W. Haresign & D.L. Lewis (eds.), *Recent Advances in Animal Nutrition*. Butterworths, London. Pp. 99-126.
- Chamberlain, D.G., P.A. Martin & S. Robertson 1989. Optimizing compound feed use in dairy cows with high intakes of silage. In: W. Haresign & D.J.A. Cole (eds.), *Recent Advances in Animal Nutrition*. Butterworths, London. Pp. 175-193.
- Campling, R.C., M. Freer & C.C. Balch 1962. Factors affecting the voluntary intake of food by cows. 3. The effect of urea on the voluntary intake of oat straw. *Br. J. Nutr.* 16: 115-124.
- Chimwano, A.M., E.R. Ørskov & C.S. Stewart 1976. Effect of dietary proportions of roughage and concentrate on the digestion of dried grass and cellulose in the rumen of sheep. *Proc. Nutr. Soc.* 35: 101A.
- Clapperton, J.L. & W. Steele 1983. Effects of concentrates with beef tallow on food intake and milk production in cows fed grass silage. *J. Dairy Sci.* 66: 1032-1038.
- Colucci, P.E., G.K. MacLeod, W.L. Growum, L.W. Cahill & I. McMillan 1989. Comparative digestion in sheep and cattle fed different forage to concentrate rations at high and low intakes. *J. Dairy Sci.* 72: 1774-1785.
- Czerkawski, J.W. 1969. Metabolism of long chain fatty acids in the rumen. In: K.L. Blaxter, J. Kielanowski & G. Thorbek (eds.), *Energy Metabolism of Farm Animals*. Oriel Press, Newcastle Upon Tyne. Pp. 103-108.

- England, P. & M. Gill 1985. The effect of fish meal and sucrose supplementation on the voluntary intake and live-weight gain by young cattle. *Anim. Prod.* 40: 259-265.
- Fahmy, S.T.M. & F. Sundstøl 1985. The degradability of untreated and chemically treated barley straw and of grass silage as influenced by the ration composition. *Z. Tierphysiol., Tierernähr. u. Futtermittelkde.* 53: 34-42.
- Fahmy, S.T.M., N.H. Lee & E.R. Ørskov 1984. Digestion and utilization of straw. 2. Effect of different supplements on digestion of ammonia-treated straw. *Anim. Prod.* 38: 75-81.
- Franklin, K.K., J.E. Winch & G.K. MacLeod 1981. The effect of concentrate on the digestion of bromegrass constituents. *Can. J. Anim. Sci.* 61: 935-944.
- Garnsworthy, P.C. & D.J.A. Cole 1990. The importance of intake in feed evaluation. In: J. Wiseman & D.J.A. Cole (eds.), *Feedstuff Evaluation*. Butterworths, London. Pp. 147-160.
- Garret, W.N. & D.E. Johnson 1983. Nutritional energetics of ruminants. *J. Anim. Sci.* 57, Suppl. 2: 478-497.
- Gill, M., D.E. Beever, P.J. Buttery, P. England, M.J. Gobb & R.D. Baker 1987. The effect of oestradiol-17 β implantation on the response in voluntary intake, live-weight gain and body composition, to fish meal supplementation of silage offered to growing calves. *J. agric. Sci. (Camb.)* 108: 9-16.
- Gordon, F.J., E.F. Unsworth & A.C. Peoples 1981. Protein supplementation of silage-based diets for milk production. 54th Annual Report, Agricultural Research Institute of Northern Ireland. Pp. 13-23.
- Huhtanen, P. 1987a. The effects of intraruminal infusions of sucrose and xylose on the nitrogen and fibre digestion in the rumen of cattle receiving diets of grass silage and barley. *J. Agric. Sci. Finl.* 59: 405-424.
- Huhtanen, P. 1987b. The effect of dietary inclusion of barley, unmolassed sugar beet pulp and molasses on milk production, digestibility and digesta passage in dairy cows given silage based diet. *J. Agric. Sci. Finl.* 59: 101-120.
- Huhtanen, P. 1988. The effects of supplementation of silage diet with barley, unmolassed sugar beet pulp and molasses on organic matter, nitrogen and fibre digestion in the rumen of cattle. *Anim. Feed Sci. Technol.* 20: 259-278.
- Huhtanen, P. 1991a. The effects of barley vs. barley fibre with or without distiller's solubles on site and extent of nutrient digestion in cattle fed grass silage based diets. Submitted to *Anim. Feed Sci. Technol.*
- Huhtanen, P. 1991b. The response to replacement of barley with wheat bran in the diets of dairy cows given grass silage *ad libitum*. *Acta Agric. Scand.* 41 (In press).
- Huhtanen, P. & S. Jaakkola 1990. Cell wall digestion in cattle given grass silage or dried grass with three levels of concentrate. Proceedings of Ninth Silage Conference. Faculty of Agriculture, University of Newcastle Upon Tyne. Pp. 44-45.
- Huhtanen, P. & H. Khalili 1989. Microbial polysaccharidase activities associated with rumen particulate material and feed particles incubated in nylon bags in the rumen. *Asian Australas. J. Anim. Sci.* 2: 400-401.
- Huhtanen, P., H. Ala-Seppälä & M. Näsi 1988. Response of silage intake and milk production to replacement of barley by barley fibre derived from integrated starch-ethanol process. *J. Agric. Sci. Finl.* 60: 711-722.
- Huhtanen, P., M. Näsi & H. Khalili 1989. By-products from integrated starch-ethanol process in the diets of growing cattle. *J. Agric. Sci. Finl.* 61: 451-462.

- Istasse, L., G.W. Reid, C.A.G. Tait & E.R. Ørskov 1986. Concentrates for dairy cattle: effects of feeding method, proportion in diet and type. *Anim. Feed Sci. Technol.* 15: 167-182.
- Jaakkola, S. & P. Huhtanen 1990. The response to cellulase treatment of silage and replacement of barley by unmolassed sugar beet pulp in the diets of growing cattle. *Acta Agric. Scand.* 40: 415-426.
- Jaakkola, S., P. Huhtanen & A. Vanhatalo 1990. Fermentation quality of grass silage treated with enzymes or formic acid and nutritive value in growing cattle fed with or without fishmeal. *Acta Agric. Scand.* 40: 403-414.
- Khalili, H. & P. Huhtanen 1991a. Sucrose supplements in cattle given grass silage based diet. 1. Digestion of organic matter and nitrogen. *Anim. Feed Sci. Technol.* (In press)
- Khalili, H. & P. Huhtanen 1991b. Sucrose supplements in cattle given grass silage based diet. 2. Digestion of cell wall carbohydrates. *Anim. Feed Sci. Technol.* (In press).
- Krohn, C.C., T. Hvelplund & P.E. Andersen 1984. High levels of barley (starch) or molasses (sucrose) to high producing cows. Paper presented at 35th Ann. Meet. EAAP, 6-9 August, The Hague, The Netherlands. 6 pp.
- Kronfeld, D.S. 1976. The potential importance of the proportions of glucogenic, lipogenic and aminogenic nutrients in regard to the health and productivity of dairy cows. *Advances in Anim. Phys. Anim. Nutr.* 7: 5-26.
- Kukkonen, U. & P. Huhtanen 1991. Rate of passage calculations based on marker or rumen evacuation technique. *Anim. Prod.* (In press).
- Lampila, M., S. Jaakkola, V. Toivonen & J. Setälä 1988. Forage conservation and supplementation in cattle rations. *Proc. VI World Conf. Anim. Prod.* Pp. 51-71. Helsinki.
- Lofgreen, G.P. & K.K. Otagaki 1960a. The net energy of blackstrap molasses for lactating dairy cows. *J. Dairy Sci.* 43: 43: 220-230.
- Lofgreen, G.P. & K.K. Otagaki 1960b. The net energy of blackstrap molasses for fattening steers as determined by a comparative slaughter technique. *J. Anim. Sci.* 19: 392-403.
- MacRae, J.C. & G.E. Lobleby 1982. Some factors which influence thermal energy losses during the metabolism of ruminants. *Livest. Prod. Sci.* 9: 447-456.
- MacRae, J.C., J.S. Smith, P.J.S. Dewey, A.C. Brewer, D.S. Brown & A. Walker 1985. The efficiency of utilization of metabolizable energy and apparent absorption of amino acids in sheep given spring- and autumn-harvested dried grass. *Br. J. Nutr.* 54: 197-209.
- Meyer, J.H. & R.I. Mackie 1986. Microbial evaluation of the intraruminal in sacco technique. *Appl. Environm. Microbiol.* 51: 622-629.
- Moe, P.W., W.P. Flatt, & H.F. Tyrrel 1972. Net energy values of feeds for lactation. *J. Dairy Sci.* 55: 945-958.
- Mohammed, O.E., L.D. Satter, R.R. Grummer & F.R. Ehle 1988. Influence of dietary cottonseed and soybean on milk production and composition. *J. Dairy Sci.* 71: 2677-2688.
- Mould, F.L. 1988. Associative effects of feeds. In: E.R. Ørskov (ed.), *World Animal Science B4, Feed Science.* Elsevier, Amsterdam. Pp 279-292.
- Mould, F.L. & E.R. Ørskov 1983. Manipulation of rumen fluid pH and its influence on cellulolysis *in sacco*, dry matter degradation and the rumen microflora in offered either hay or concentrate. *Anim. Feed Sci. Technol.* 10: 1-14.


- Mould, F.L., E.R. Ørskov & S.O. Mann 1983. Associative effects of mixed feed. I. Effects of type and level of supplementation and the influence of the rumen fluid pH on cellulolysis *in vivo* and dry matter digestion of various roughage. *Anim. Feed Sci. Technol.* 10: 15-30.
- Murphy, M. 1989. The influence of non-structural carbohydrates on rumen microbes and rumen metabolism in milk producing cows. Swedish University of Agricultural Sciences, Department of Animal Nutrition and Management. Report No. 183. Uppsala.
- Murphy, M., P. Udèn, D.L. Palmqvist & H. Wiktorsson 1987. Rumen and total diet digestibilities in lactating cows fed diets containing full-fat rapeseed. *J. Dairy Sci.* 70: 1572-1582.
- National Research Council (NRC) 1988. Nutrient Requirements of Dairy Cattle. 6th rev. ed. Publication NRC, 1988. National Academy Press, Washington DC.
- Nørgaard, P. 1987. The influence of level of feeding and physical form of the feed on the reticulo-rumen fermentation in dairy cows fed 12 times daily. *Acta Agric. Scand.* 37: 353-365.
- Oldham, J.D. 1984. Protein-energy relationships in dairy cows. *J. Dairy Sci.* 67: 1090-1114.
- Ørskov, E.R. & N.A. MacLeod 1990. Dietary-induced thermogenesis and feed evaluation in ruminants. *Proc. Nutr. Soc.* 49: 227-237.
- Ortiques, I., T. Smith, J.D. Oldham & M. Gill 1989. The effects of fish meal on growth and calorimetric efficiency in heifers offered straw-based diets. In: Y. van der Honig & W.H. Close (eds), *Energy Metabolism of Farm Animals*. Pudoc, Wageningen, EAAP Publication No. 43. Pp. 65-68.
- Osbourn, D.F., R.A. Terry, G.E. Outen & S.B. Cammel 1974. The significance of determination of cell walls as the rational basis for nutritive evaluation of forages. *Proc. XII Int. Grassl. Congr.* 3, 1:374.
- Palmquist, D.L. The feeding value of fats. In: E.R. Ørskov (ed.), *World Animal Science B4, Feed Science*. Elsevier, Amsterdam. Pp. 293-311.
- Palmquist, D.L. & T.C. Jenkins 1980. Fat in lactation rations: Review. *J. Dairy Sci.* 63: 1-14.
- Palmquist, D.L. & H.R. Conrad 1978. High fat rations for dairy cows. Effect on feed intake, milk and fat production, and plasma metabolites. *J. Dairy Sci.* 61: 890-901.
- Phipps, R.H., J.D. Sutton, R.F. Weller & J.A. Bines 1987. The effects of concentrate composition and method of silage feeding on intake and performance of lactating cows. *J. agric. Sci. (Camb.)* 109: 337-343.
- Robb, J. & J.T. Reid 1972. Energetic efficiency of acetic acid and glycerol by fattening sheep. *Br. J. Nutr.* 28: 249-259.
- Rooke, J.A., N.H. Lee & D.G. Armstrong 1987. The effects of intraruminal infusions of urea, casein, glucose syrup and a mixture of glucose syrup and casein on nitrogen digestion in the rumen of cattle receiving grass silage diets. *Br. J. Nutr.* 57: 89-98.
- Rust, S.R. & F. N. Owens 1982. Effect of intake and roughage level on digestion. *Anim. Sci. Res. Rep, Okla. Agric. Exp. Sta. Mp-112*: 196-200.
- Silva, A.T. & E.R. Ørskov 1988. The effect of five different supplements on the degradation of straw in sheep given untreated barley straw. *Anim. Feed Sci. Technol.* 19: 289-298.
- Silva, A.T., J.F.D. Greenhalgh & E.R. Ørskov 1989. Influence of ammonia treatment and supplementation on intake, digestibility and weight gain of sheep and cattle on barley straw diets. *Anim. Prod.* 48: 99-108.

- Staples, C.R., R.L. Fernando, G.C. Fahey, Jr., L.L. Berger & E.H. Jaster 1984. Effect of intake of a mixed diet by dairy steers on digestion events. *J. Dairy Sci.* 67: 995-1006.
- Steele, W. 1985. High-oil, high-protein diets and milk secretion by cows. *J. Dairy Sci.* 68: 1409-1415.
- Steen, R.W.J. 1985. Protein supplementation of silage-based diets for cattle. *Anim. Prod.* 41: 293-300.
- Steen, R.W.J. 1989. A comparison of soya-bean, sunflower and fish meals as protein supplements for yearling cattle offered grass silage-based diets. *Anim. Prod.* 48: 81-89.
- Stewart, C.S. 1977. Factors affecting cellulolytic activity of rumen contents. *Appl. Environm. Microb.* 33: 497-502.
- Sutton, J.D. 1985. Digestion and absorption of energy substrates in the lactating dairy cow. *J. Dairy Sci.* 68: 3376-3393.
- Sutton, J.D., J.A. Bines, S.V. Morant & D.J. Napper 1987. A comparison of starchy and fibrous concentrates for milk production, energy utilization and hay intake by Friesian cows. *J. agric. Sci. (Camb.)* 109: 375-386.
- Thomas, C. & J.T. Rae 1988. Concentrate supplementation of silage for dairy cows. In: P.C. Garnsworthy (ed.), *Nutrition and Lactation in the Dairy Cow*. Butterworths, London. Pp. 327-354.
- Thomas, C. & P.C. Thomas 1985. Factors affecting the nutritive value of silage. In: W. Haresign & D.J.A. Cole (eds.), *Recent Advances in Animal Nutrition*. Butterworths, London. Pp. 223-256.
- Thomas, C., B.G. Gibbs, D.E. Beever & B.R. Turnham 1988. The effect of date of cut and barley substitution on gain and on the efficiency of utilization of grass silage by growing cattle. 1. Gains in live weight and its components. *Br. J. Nutr.* 60: 297-306.
- Thomas, C., M. Gill & A.R. Austin 1980. The effects of supplements of fish meal and lactic acid on voluntary intake of silage by calves. *Grass Forage Sci.* 35: 275-279.
- Thomas, P.C. 1990. Predicting the nutritive value of compound feeds for ruminants. In J. Wiseman & D.J.A. Cole (eds), *Feedstuff Evaluation*. Butterworths, London. Pp. 301-318.
- Thomas, P.C. 1988. Feed evaluation - energy. In: E.R. Ørskov (ed.), *World Animal Science B4, Feed Science*. Elsevier, Amsterdam. Pp. 51-80.
- Tuori, M. L. Syrjälä-Qvist 1988. The effect of rapeseed meal on the digestibility and protein utilization of silage and hay based diet. *Polish-Finnish Seminar on Nutritive Value of Rapeseed Protein and other Plant Protein in Animal Nutrition*. 3 pp. Jablonna.
- Tyrrel, H.F. & P.W. Moe 1975. Effect of intake on digestive efficiency. *J. Dairy Sci.* 58: 1151-1163.
- Tyrrel, H.F., P.J. Reynolds & P.W. Moe 1979. Effect of diet on partial efficiency of acetate use for body tissue synthesis by mature cattle. *J. Anim. Sci.* 48: 598-606.
- Udén, P. 1984. Digestibility and digesta retention in dairy cows receiving hay or silage at varying concentrate levels. *Anim. Feed Sci. Technol.* 11: 279-291.
- Vadivcloo, J. & W. Holmes 1979. The effects of forage digestibility and concentrate supplementation on the nutritive value of diet and performance of finishing cattle. *Anim. Prod.* 29: 121-129.
- Van der Honing, Y. 1975. Intake and utilization of energy of rations with pelleted forages by dairy cows. *Agric. Res. Rep.* 836: 1-156.

Van Es, A.J.H 1975. Feed evaluation for dairy cows. *Livest. Prod. Sci.* 2: 95-107.

Van Es, A.J.H & Y. van der Honing 1977. Het nieuwe energetische voederwaarderigssysteem voor herkauwers: wijze van afleiding en uiteindelijk voorstel. Report IVVO 92: 1-48.

Wagner, D.G. 1965. Studies on the energy requirements of high producing dairy cow. Ph.D Thesis, Cornell University, Ithaca, NY.



5 Analytical methods for energy evaluation

ERIK LINDGREN

Swedish University of Agricultural Sciences, Department of Animal Nutrition and Management, Kungsängen Research Station, Sweden

Lindgren E. 1991. Analytical methods for energy evaluation. Norwegian Journal of Agricultural Sciences, Supplement No. 5: 59-66. ISSN 0801-5341.

Any determination of the energy value of a feed is based on a number of chemical or biological analytical methods. These methods must be biologically relevant as well as have a certain predictive reliability, and they must be standardized to allow comparisons within and between countries. In the present paper some of the many possible analytical methods involved in energy evaluation are discussed and common Nordic standard methods are suggested for the determination of *in vivo* digestible energy; dry matter, ash, crude protein, crude fat, long chain fatty acids, and NDF contents; enzymatic, *in vitro* and *in sacco* degradation of the feed.

Erik Lindgren, Swedish University of Agricultural Sciences, Department of Animal Nutrition and Management, Kungsängen Research Station, S-753 23 Uppsala, Sweden

All energy evaluation systems are reliant on a number of analytical methods to describe the feed. The aim of this paper is to overview the analytical methods used for energy evaluation and also to suggest common methods for future energy evaluation within the Nordic countries.

Virtually all energy evaluation systems used in Europe are based on the Weende analytical system of Henneberg & Stohmann (1860). The analyses required are dry matter (DM), ash, crude fibre, crude fat and crude protein. The Weende system is essentially based on the solubility of chemical fractions in different solvents. During the considerable time that has elapsed since the introduction of the system, many modifications of the analytical procedures have been applied. For example, there is the use of different solvents for crude fat analysis and even the general inclusion of hydrolysis prior to extraction (e.g. the EC method). Another example is that of crude fibre analysis, where a change from inverse to direct filtration through sintered glass filters (Tecator AN 01/78) gives slightly altered values. Even the simple determination of ash content is done differently. Ashing temperatures from 500 to 700°C have been reported which will certainly lead to differences in the analytical results. Finally, the chemical definition of NFE, if at all meaningful, is completely dependent on the other analytical procedures used. Thus, in addition to the need for relevant analytical methods, there is an obvious need for improvement and standardization of the methods chosen.

The Weende method has been criticized for many years, but has survived because of

the great experience gained with it. It may also be argued that the system works reasonably well, at least when feeding within the normal practical range. Furthermore, known errors have been eliminated by means of special corrections or rules which vary among countries.

ENERGY VALUE DETERMINED *IN VIVO*

The energy value of a feed is not a property directly dependent on its chemical composition, but is rather a product of its chemical structure and the digestion of the animal. The relationship between chemical composition and energy value must therefore be determined by means of animal experiments. Techniques for digestibility experiments have been extensively reviewed by Schneider & Flatt (1975). In the Nordic countries digestibility experiments on ruminants are mostly and routinely carried out on sheep. Animals are fed the near maintenance requirement of energy and total collection of faeces is made for 10 days after an adaptation period of 10-11 days. The proposed standardized method for the determination of digestible energy (DE), the suggested common energy evaluation base in the Nordic countries, is as follows:

Animals: 3-4 castrated male sheep (wethers) of at least 1.5 years of age.

Feeding: 900 g total feed/day fed twice daily. (Maintenance requirements for sheep in metabolic crates can be estimated calorimetrically to be approximately $0.12 \text{ live weight (kg)} + 1.2 \text{ MJ digestible energy per day}$ (calculated from Lindgren & Lindberg 1988). Wethers weighing 70-80 kg require 9.6-10.8 MJ/day, which is provided by 900 g if it contains 11-12 MJ DE. This corresponds to a normal to low quality forage. Feeding 900 g/day of a wide range of rations will provide energy for 0.9 to 1.2 times the maintenance requirement).

Feeds: Individual meals are weighed (within 1 g accuracy) for the entire experiment before commencing. Samples should be taken throughout weighing; they should be immediately prepared and then analysed for DM content. Temperature during pre-drying should not exceed 60-70°C. Animals are fed twice daily.

Preperiod: 11 days

Collection: 10 days collection of total faeces, once daily.

Live weight: Animals are weighed before and after the collection period.

Analysis: Gross energy in feeds and dried faeces is determined by direct calorimetry in a bomb calorimeter. Gross energy in silage may be determined on fresh samples with plastic foil as a primer or on dried samples. Dry samples must be corrected for losses of volatile energy sources during drying.

Digestible energy can also be calculated from digested nutrients, as made in for

example Denmark (Möller et al. 1989):

$DE = 24.23 D_{cp} + 34.11 D_{cfat} + 16.99 D_{NFE} + 18.50 D_{cfibre}$ (minus 0.77 sugar if the sugar content exceeds 200 g kg⁻¹ DM, where D_{cp} is digestible crude protein, D_{cfat} digestible crude fat, D_{NFE} digestible nitrogen free extractives and D_{cfibre} digestible crude fibre.

ENERGY VALUE PREDICTED USING LABORATORY METHODS

Principally two methods have been used for predicting the energy value of a feed. In the first, and most widely used method, it is calculated from table values for digestibility of nutrients and standard energy constants for each nutrient. The constants used in different European countries are given in detail by de Boer & Bickel (1988). There are no large differences between the constants. In general, the energy values for NFE, crude fibre, crude fat and crude protein are related 1 : 0.8-1 : 1.9-2.6 : 0.9-1.4, respectively. The values have been obtained by regression against results from *in vivo* experiments although the constituents used are not independent variables.

The second method employs direct regression of only one constituent against the energy value measured *in vivo*. This has not been very successful for chemical constituents like crude fibre, but is superior when using more biologically related analyses. There exist several useful relationships between *in vivo* and *in vitro* digestibility (e.g. Tilley & Terry 1963; Möller et al. 1989; Lindgren 1979), enzymatic degradation (Jones & Hayward 1973; Dowman & Collins 1982), and even *in sacco* degradation (Aerts et al. 1977; Karlsson 1986).

The precision of any estimated energy value is mainly determined by the biological relevance of the analysis made. Biological methods, like the *in vitro* methods, are more closely related to ruminant digestion than the Weende analysis system and therefore give a better prediction of the energy value of roughages. Other problems occur with *in vitro* methods, notably interactions between method and feed caused by the more complex biological analysis. In all cases standardized methods are required for obtaining reliable results. The analytical methods used within the Nordic countries are similar even although certain differences do occur. One example of this is the use of a one-stage *in vitro* method (den Braver & Eriksson 1969) in Sweden.

Most of the variation in true digestibility is due to the fibre fractions of the feed, and analytical methods exist for determining the fibre content/quality for the purpose of energy evaluation. Crude fibre is not chemically definable. During acid and alkaline extractions, the hemicellulose, some of the cellulose and a variable part of the lignin are dissolved. There are more accurate methods for the determination of various polysaccharides but these are often very expensive and time-consuming. Very few methods are simple enough to serve as routine methods. The most common are NDF and ADF (Van Soest 1963; Van Soest & Wine 1967, 1968).

NDF contains most of the hemicellulose, all of the cellulose and, provided no sodium sulphite is used in the analysis, lignin. Starch containing feeds must be pretreated with amylase, since starch is only partly soluble in the detergent solution (Robertson & Van Soest 1977). Determination of NDF gives a reasonable estimate of the cell-wall content in

most feeds.

ADF gives an estimate of lignocellulose and may, after oxidation and removal of lignin, or alternatively, removal of cellulose after treatment with 72% sulphuric acid, be divided into these two fractions. The ratio of lignin to ADF is related to fibre quality and thus also to digestibility. The predictive strength is limited, however.

The inherent precision of the predicted energy values will vary with the analytical methods used and with the type of feed. Therefore no single analytical method can be devised for the evaluation of all types of feed. Relevant information on feeding value is given by the contents of DM, ash, crude protein, crude fat or fatty acid composition and NDF. It could be argued that analysis of highly digestible nutrients such as starch and sugars could also provide useful information. The analytical methods used, reviewed by NJF (Åman et al. 1987) are comparatively complicated and generally show lower analytical reproducibility when compared with the methods mentioned above. It is therefore suggested that highly digestible nutrients should in future be calculated as a residue. Biological methods are recommended for fibre-rich material and feeds where the nutritional quality of fibre varies.

SUGGESTED STANDARD METHODS

Chemical methods

Dry matter (ISO 6496). The determination is made gravimetrically as loss of moisture during drying at $103 \pm 1^\circ\text{C}$ for 4 h. Further drying for 2 h should not yield a difference exceeding 0.2% of DM. Fatty samples should be dried at 130°C for 30 min. The sample size should not be larger than an 0.3 g/cm^2 crucible and the sample is dried in a well-ventilated oven with a maximum of one sample per litre of volume. This general method cannot be used for all feeds. For example molasses, which is mixed with sand and vacuum-dried at 65°C for 20 h (Norway) or at 80°C (Denmark). Also silages and other fermented products need other methods since drying inevitably will result in loss of DM. Dry matter can be accurately determined by distillation with toluene (Dewar & McDonald 1961) provided the water content of the distillate is determined. More common is drying at 80°C for 20 h or a correction of losses of DM from analysis of volatile fatty acids. In Sweden 1.4 percentage units is added to the results of normal drying, which gives a reasonable estimate reflecting higher relative loss in wet and thus generally more fermented silages.

Ash content (ISO 5984). Ashing is done after charring by ashing at $550 \pm 5^\circ\text{C}$ for 3 h in a preheated oven. If the resulting ash contains visible carbon, the ashing is continued for another hour. If it then still contains carbon, the ash is moistened with water, dried and finally ashed for one hour.

Crude protein (NMKL No 6, 1976). The determination of nitrogen according to the Nordic Committee on Food Analysis agrees with the international standard (ISO 5509) as well as with the EC standard (Official J. of the EC, No. 123, 1972, 9-11). The Nordic standard is based on the use of Cu as a catalyst, whereas the others also allow Hg, which cannot be

recommended for environmental reasons. The Nordic standard allows a range of different types of equipment to be used.

Crude fat (Official J. of the EC, No. 15, 1984, 29-30, Method B). The sample is hydrolysed in diluted HCl, washed and dried before extraction with petroleum ether.

Long chain fatty acids (Preparation of methyl esters of fatty acids, ISO 5509, 1978). In this method the methyl esters of fatty acids with six or more carbon atoms are prepared. It is applied to all kinds of feeds. An internal standard is included to enable quantitative determination by gas chromatography.

NDF (Goering & Van Soest 1970). The sample is extracted with a buffer - detergent solution at pH 7. The residue is determined gravimetrically.

Biological methods

ENZYMATIC DEGRADATION. Proposed standard method used in EC, modified from Jones & Hayward (1973): A test sample (0.5 g) is incubated together with 50 ml pepsin/HCl (pepsin diluted 1:10 000; 2 g of this is made up to 1 l with 0.1 M HCl) for 24 h at 39°C, transferred to a waterbath (80°C for 0.5 h) and filtered. This is followed by incubation with amylase/cellulase (2 ml amylase + 10 g BDH-cellulase is made up to 1 l with 0.2 M acetate buffer, pH 5) for 24 h at 39°C. All incubations are done in the same filtration tube (porosity 1). Concentrates are extracted in the cold with petroleum ether 40/60 for 15 min in the same tubes before incubation with pepsin (van der Meer 1985).

IN VITRO DEGRADATION. Standard procedure of Tilley & Terry (1963). A test sample (0.5 g) is incubated with 10 ml of strained rumen fluid and 40 ml of a buffer (McDougall 1948) for 48 h at 38-39°C. Centrifugation or filtration is followed by a second incubation with pepsin-HCl (2.0 g pepsin 1:10 000 is made up to 1 l with 0.1 M HCl) for 48 h at 38-39°C. After centrifugation (or filtration) and drying the residue is weighed.

IN SACCO DEGRADATION. Standard procedure for protein degradation used within the Nordic countries in accordance with the EC regulations. The standard method has not yet been published but was presented by Dr John Oldham at a CEC-EAAP seminar in Brussels in 1986. The method can be summarized as follows:

Bag specification: Bags are made from polyester with a mean pore size of 35-40 μm . Sample size should be 10-15 mg per square centimetre of bag. Bag dimension should be 1:1.5.

Sample preparation: Samples should be dried only when containing more than 15% water. They should be milled to pass through a 1.5 mm screen.

Animals, replication: Three mature cattle fed near maintenance requirement for energy. The animals are fed two parts grass hay to one part concentrate. The concentrate should contain a minimum of 13% crude protein and should contain as many different feedstuffs

as possible. Duplicate bags are placed in the rumen for each of the following incubation periods: 0, 2, 4, 8, 16, 48 h (72 and 96 h may be used for roughages). Bags are inserted at feeding time.

Washing: Bags are washed in cold water for 10-15 min. A washing machine is preferred.

Rate of passage correction: In the calculation of effective protein degradation, dilution rates from 2 to 8%/h are used. For energy evaluation this matter needs further discussion, since the dilution rate of organic matter will vary even more than for protein depending on the level of feeding.

The results of the methods described are all calculated as digestion coefficients. Dry matter, organic matter or even gross energy can be used as the basis for the calculations. Organic matter is preferred over DM because of the variation in energy-free ash in feeds. Degradable NDF is also a constituent that could be used for the evaluation of fibre quality. All methods have to be calibrated against results from *in vivo* experiments as described above.

NIR analysis

NIR analysis is a method that usually accurately predicts analytical results or *in vivo* performance from spectral data (e.g. Helläkäki & Moisio 1983; Lindgren 1988; Kjos 1989). The technique has no accuracy in itself. The result is totally dependent on the quality of the reference analysis or animal experiment and the sample matrix used for calibration. This fact leads to the conclusion that standardization is difficult. There are, however, two alternatives, namely universal calibrations and regular interlaboratory ring tests on defined materials. Both approaches are feasible, although universal calibrations tend to be more static and resistant to development.

The NIR technique enables us simultaneously to predict many constituents or characters of the feed that would be impossible to predict in practice with conventional methods. This is a desirable characteristic and the method provides a challenge in the future search for new and more dynamic systems for feed evaluation.

REFERENCES

- Aerts, J.V., D.L. De Brabander, B.G. Cottyn & F.X. Buyse 1977. Comparison of laboratory methods for predicting the organic matter digestibility of forages. *Anim. Feed Sci. and Tech.*, 2:337-349
- den Braver, E. & S. Eriksson 1969. Determination of metabolizable energy in dried forage crops. *Lantbrukshögskolans Annlr.* 35:921-934.
- De Boer, F. & H. Bickel 1988. *Livestock Feed Resources and Feed Evaluation in Europe*. E.A.A.P. Publication No. 37. Elsevier, Amsterdam:249-278
- Dewar, W.A. & P. McDonald 1961. Determination of dry matter in silage by distillation with toluene. *J. Sci. Fd. Agric.* 12:790-795.
- Dowman, M.G. & C.C. Collins 1982. The use of enzymes to predict the digestibility of animal feeds. *J. Sci. Food Agric.*, 33:689-696.

- Goering, H.K. & P.J. Van Soest 1970. Forage fiber analysis. Agr. Handbook No 379, 1-20. Washington, D.C.:USDA.
- Hellämäki, M. & T. Moisio 1983. Prediction of protein and fiber contents in silage by near infrared reflectance analysis. *Milchwissenschaft* 38:14-15.
- Henneberg, W. & F. Stohmann 1860. Beiträge zur Berundung einer Rationeler Fütterung der Wiederkauer. Schwetsche, Vol 1,2.
- Jones, D.I.H. & M.V. Hayward 1973. A cellulase technique for predicting the dry matter digestibility of grasses. *J. Sci. Food Agric.*, 24:1419-1426.
- Karlsson, E. 1986. Skatning av smältbarhet och energiinnehåll i gräs och halm med nylonpåsemetoden. Examensarbete i ämnet Husdjurens utfodring och vård, Sveriges Lantbruksuniversitet, Uppsala. 29 pp.
- Kjos, N.P. 1989. The feeding value of frozen forages, silage and hay assessed by near infrared reflectance analysis. Dr. Sci. Thesis 1989:6. Department of Animal Science, Agricultural University of Norway, Ås-NLH. 106 pp.
- Lindgren, E. 1979. The nutritional value of roughages determined *in vivo* and by laboratory methods. Department of Animal Nutrition, Swedish University of Agricultural Sciences, Report 45. Uppsala. 61 pp.
- Lindgren, E. 1988. Prediction of energy value and protein content of forages by near infrared reflectance spectroscopy. *Swedish J. agric. Res.* 18:21-26.
- Lindgren, E. & J.E. Lindberg 1988. Influence of cutting time and N fertilization on the nutritive value of timothy. I. *Swedish J. agric. Res.* 18:77-83.
- McDougall, E.I. 1948. Studies on ruminant saliva. I. The composition and output of sheep saliva. *The Biochem. J.*, 43:99-109.
- Möller, E., P.E. Andersen, & N. Witt 1989. A comparison of *in vitro* solubility and *in vivo* digestibility of organic matter of roughage. 13 Beretning fra Fællesudvalget for Statens Planteavl- og Hysdyrbuugsforsøg, Lyngby, Denmark. 23 pp.
- Robertson, J.B. & P.J. Van Soest 1977. Dietary fiber estimation in concentrate feedstuffs. 69th meeting of the American Soc. of Anim. Sci., No 639.
- Schneider, B.H. & W.P. Flatt 1975. The Evaluation of Feeds through Digestibility Experiments. The University of Georgia Press, Athens.
- Tilley, J.M.A. & R.A. Terry 1963. A two stage technique for the *in vitro* digestion of forage crops. *J. Br. Grassland Soc.*, 18:104-111.
- Van der Meer, J.M. 1985. Testing the proposed European reference cellulase method. *In vitro* newsletter No 1.: 7-8.
- Van Soest, P.J. 1963. Use of detergents in the analysis of fibrous feeds II. A rapid method for the determination of fibre and lignin. *J. of the A.O.A.C.*, 46:829-835.
- Van Soest, P.J. & R.H. Wine 1967. Use of detergents in the analysis of fibrous feeds IV. Determination of plant cell-wall constituents. *J. of the A.O.A.C.*, 50:50-55.
- Van Soest, P.J. & R.H. Wine 1968. Determination of lignin and cellulose in acid detergent fibre with permanganate. *J. of the A.O.A.C.*, 51:780-785.

Åman,P., E. Bach Knudsen, F. Sundstol, L. Huida & B.L. Olasson 1987. Inventering av de kemiska analysmetoder för socker, stärkelse och fibrer som används inom husdjursområdet i Norden. NJF workshop Kolhydratanalyser för fodervärdering , 6-7 april, Uppsala. 33 pp.

6 A new approach to feed evaluation for ruminants

V. FRIIS KRISTENSEN & MARTIN R. WEISBJERG
National Institute of Animal Science, Denmark

Kristensen, V.F. & M.R. Weisbjerg 1991. A new approach to feed evaluation for ruminants. Norwegian Journal of Agricultural Sciences. Supplement No. 5: 67-81. ISSN 0801-5341.

Existing feed evaluation systems are based on empirical relationships and static models. However, digestion and metabolism are dynamic processes. Feed efficiency and product composition varies in relation to changes in feeding level and composition of the diet. Therefore, future feed formulation systems should be based on mechanistic and dynamic models that are descriptive of ruminant nutritional physiology. A model for calculating "truly" digested energy is proposed. This is a simplified model based on the assumptions of first-order kinetics (fractional rate constants and steady state conditions) of digestion and passage. The model calculates "truly" absorbed energy from predicted amounts of absorbed volatile fatty acids (VFAs), amino acids and long chain fatty acids (LCFAs). Production is calculated by means of values for efficiency of utilization of metabolizable energy. Effects of feed level and ration composition on absorbed amounts of nutrients are included in the model. The proposed model is not yet ready for use and has not been validated against experimental results. The need for further research is discussed.

Keywords: Digestion, feed evaluation, ruminants.

V. Friis Kristensen, National Institute of Animal Science, Foulum, P.O. Box 39, DK-8830 Tjele, Denmark

Feed evaluation systems have until now been based mainly on empirical relationships rather than on mechanistic and descriptive models of ruminant physiology. Also most existing energy evaluation systems are built on a chemical fractionation (the proximate analysis) which is not satisfactorily related to the different ways of digestion and utilization of the various fractions of the feeds. The purpose of feed evaluation is to describe relationships between intake of feedstuffs on one hand and maintenance, growth and production on the other. In traditional feed evaluation systems fixed energy values are ascribed to feedstuffs and fixed requirements to given productions. However, input-output relationships in animal production are often subject to the law of diminishing returns, and feed utilization and product composition vary in relation to changes in feed composition. Therefore, it is necessary to change from systems with fixed requirements to systems for prediction of responses. Simple empirical equations have been developed to describe the relations between intake of concentrate and milk production, feed units and milk production, protein

and milk production, and fat and milk production (Østergaard & Neimann-Sørensen 1983). Such simple equations have a limited validity.

PRINCIPLES OF A FUTURE FEED FORMULATION SYSTEM

A future system for feed planning should be capable of predicting voluntary feed intake, absorption of nutrients (volatile fatty acids (VFAs), longer chain fatty acids (LCFAs), amino acids and glucose) from the digestive tract, partitioning of absorbed nutrients between milk and various body tissues, and growth and production of milk components.

The term, "System of feed evaluation" is not an appropriate one for such a system. We would prefer to call it a "feed formulation system". In such a system more emphasis will be placed on the characteristics and reactions of the animals instead of just on the value of feedstuffs.

The digestion and metabolism of various nutrients in the digestive tract are so interdependent that the digestion should be regarded as one coherent process. It means that the system cannot be separated into energy evaluation and protein evaluation, as is the case in existing systems. This is especially so for ruminants, where the greater part of the feed is metabolized through microbial fermentation in the forestomachs.

Digestion and metabolism are dynamic processes and therefore time dependent (amount per time unit). For instance, rate of fermentation and rate of passage are important determinants for the amounts of nutrients absorbed from the digestive tract. These rates may be strongly affected by the feeding level, by the composition of the total diet, and by the principles of feeding.

Similarly, the internal metabolic processes in the body of the animals are dynamic and subject to great variation in relation to the amount and composition of absorbed nutrients. This variation determines the distribution of absorbed nutrients between milk production and growth of various tissues.

The systems of feed evaluation used until now have been based on static models. Such models cannot take the variation in digestion and metabolism into consideration. In order to obtain a satisfactory prediction of animal performance it is necessary to use models which are more descriptive of animal physiology.

Comprehensive work has been carried out on developing models that simulate ruminant digestion and absorption (e.g. Waldo et al. 1972; Baldwin et al. 1977; Mertens & Ely 1979; Beever et al. 1980-81; Black et al. 1980-81; France et al. 1982; Mertens & Ely 1982; Murphy et al. 1986; Baldwin et al. 1987b; Mertens 1987; Allen & Mertens 1988; Dijkstra & Neal 1990). Some of these are simple models describing only a few important mechanisms involved in the process of digestion of fibres, while others are much more complicated models with many physical and biochemical details. Similar simulation models are created for metabolism in body tissues and organs and for the digestive and metabolic functions of the whole animal (e.g. Koong et al. 1982; Baldwin & Bauman 1984; Baldwin et al. 1987a; Danfær 1990).

This ruminant modelling has not been made primarily for providing new systems for practical feed formulation, but it may be used as a means for development of such systems (Danfær 1990). A beginning has been made with new protein evaluation systems, which

include mechanistic statements (INRA 1978; Madsen 1985).

The following objectives or criteria are proposed for a system for practical use:

- The system should be based on mechanistic or dynamic rather than empirical models and make systematic use of as much of the existing knowledge about the dynamic processes of digestion and metabolism as possible.
- The system should be based on measurements or estimates (chemical composition, digestibility, degradability, structure, etc.) that are robust and can be obtained as a routine and for an acceptable price by farmers and feed compounders.
- The model should be the simplest possible presentation that can fulfil the desired function.
- Only those variables and descriptions of mechanisms that increase precision of predictions should be included in the model.
- When tested on results from production trials the new system should prove to be better than existing systems.
- The system should be primed for easy inclusion of new knowledge.
- The description of the system should provide information about what can be satisfactorily predicted by the system.

The first goal would be to derive a system for prediction of the true absorption of nutrients (or maybe energy) from the digestive tract. The absorption of LCFAs (Børsting & Weisbjerg 1989) and of amino acids (Hvelplund & Madsen 1990) may be predicted in a usable manner by existing systems, although the prediction of amino acid absorption could be further improved by a mechanistic model which predicts the digestion and metabolism of carbohydrates in the digestive tract.

Unfortunately, data on rates and patterns of absorption of individual VFAs, which are prerequisites to the development of descriptive quantitative models, are severely limited and inconsistent (Sutton 1985). There are still many technical difficulties to be solved concerning methods for measuring VFA production or absorption (Sutton 1985; Oldham & Emmans 1989). Furthermore, models aimed at prediction of VFA proportions must be rather complicated. For instance, at least feeding patterns and diurnal fluctuations should be included if the distribution of VFAs is to be predicted. It must be expected that some considerable time will elapse before models for a satisfactory prediction of the absorption of individual VFAs are available.

It is therefore suggested that a first approach to a new feed evaluation system should probably not include models on internal metabolism in the organs and tissues of the body, as this would require a rather precise estimation of absorbed amounts and probably diurnal distribution of absorption of single nutrients (Sutton 1985).

The first version of a new system could be based on a mechanistic model for

prediction of "truly" absorbed energy. The utilization of absorbed energy could then be calculated by means of the coefficients of utilization of ME for maintenance and various kinds of production, which is well documented and uniformly described in the literature (ARC 1980). "Truly" absorbed energy should be calculated from estimated amounts of absorbed VFAs, amino acids, LCFAs and glucose from the digestive tract.

The absorption of VFA could initially be calculated from estimated amounts of digested carbohydrates and protein using stoichiometric equations. In this way predictions of the total amount of VFAs can be made satisfactorily (Sutton 1985; Dijkstra & Neal 1990), but the predicted distribution of absorbed VFAs will probably be rather erroneous.

The digestibility of diets is very much affected by feeding level and diet composition and the interaction between these two parameters (Tyrrell & Moe 1975; Kristensen & Aaes 1989). If a new, rather simple practical system could predict these effects with some accuracy it would certainly be a considerable improvement compared with existing systems.

Dewhurst et al. (1986) and Webster et al. (1988) have proposed a simple model for estimating the true absorbable energy in feedstuffs. In the following a similar model is described and proposed as a first step toward a new system for feed evaluation and feed planning. It is based on a mechanistic description of the digestion processes aiming at a more correct prediction of absorbed energy under various conditions of feeding and composition of the diets.

DESCRIPTION OF A SYSTEM FOR PREDICTION OF "TRULY" ABSORBED ENERGY

The aim of the model is to predict the "truly" absorbed amounts of VFAs, amino acids and LCFAs, and from these values the "truly" absorbed energy is calculated. The model is shown in Figure 1 and explained in the following subsections.

An attempt has been made to include only the most important parameters, and to use well-documented facts. This is a simplified model based on assumptions of first-order kinetics (fractional rate constants and steady state conditions) of digestion and passage.

FEED ANALYSIS

A good prediction of absorbed energy and nutrients is dependent upon an appropriate separation of the feeds into fractions with important differences in digestion characteristics. It is assumed that the feeds principally should be separated into four fractions:

- (1) Fractions which are quickly and completely or almost completely fermented or degraded in the rumen (mono-, di-, and oligosaccharides, starch (from rolled or ground oats, barley and wheat) fructosans, pectin, organic acids, glycerol).
- (2) Fractions which are slowly and incompletely degraded or fermented in the rumen, part of which may be digested or fermented in the lower digestive tract (protein, cell wall substances (cellulose, hemicellulose)).

- (3) Fractions which are not fermented or degraded in the rumen but are digested in the lower tract (LCFAs).
- (4) An undigestible fraction (lignin). The latter does not necessarily need to be determined.

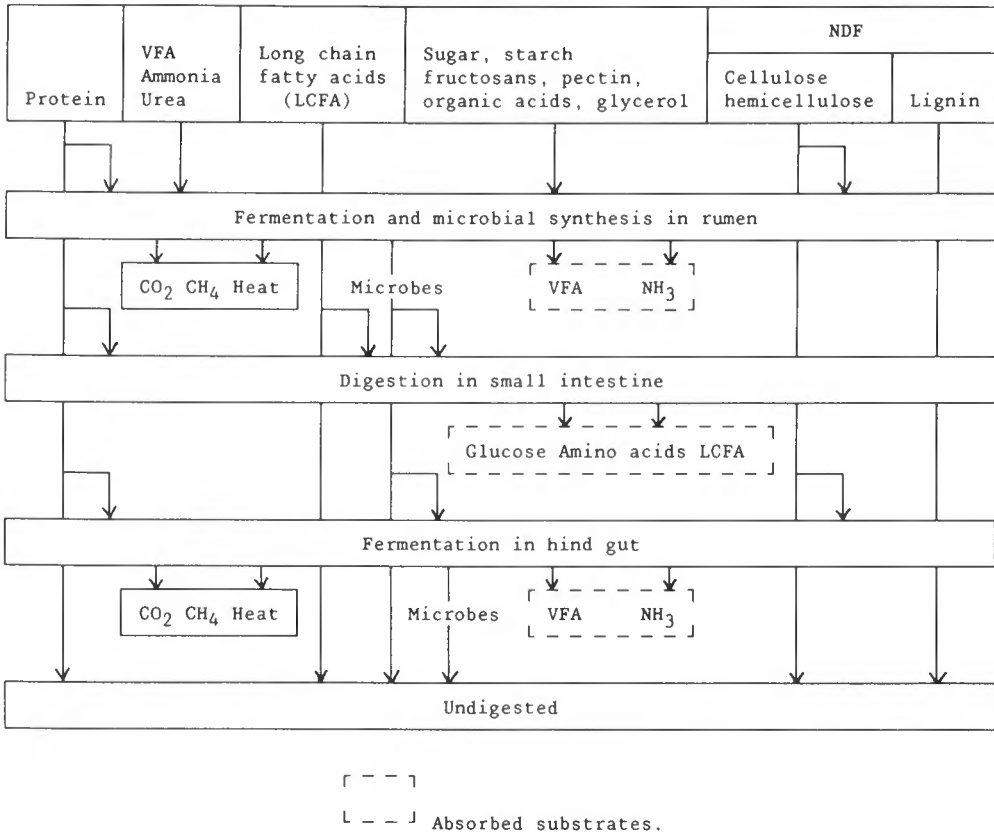


Fig. 1. Model of digestion and nutrient absorption.

A satisfactory fractionation can be obtained by the following chemical analyses: Dry matter, ash, crude protein, ammonia and urea (in silages and compound feeds), LCFAs and NDF, the latter according to the method developed by Van Soest. The quickly and almost completely fermentable fraction is then determined as the difference between organic matter and protein, LCFAs plus NDF. Glycerol may be calculated as 0.1 times the LCFA.

It may be necessary to separate the quickly fermentable fraction into high molecular weight carbohydrates (starch, pectin, fructosans) and low molecular weight substances (mono-, di- and oligosaccharides and organic acids) because of the difference in energy

concentration. An approximation may be obtained for some feedstuffs by determination of either the sugar or the starch content.

The content of alcohol, lactic acid, VFAs and the pH must be known for silage. When this information is available the dry matter content can be predicted satisfactorily by oven drying and by using a correction equation (Pedersen & Møller 1965). This is not only important for a correct determination of the intake and absorption of energy-yielding nutrients but even more so for a correct evaluation of the protein value in silages.

In addition to chemical composition, degradation equations and information on passage rate for protein and slowly fermentable carbohydrates (cellulose plus hemicellulose) should also be available. Also, a degradation equation and passage rate for starch would be necessary if a relatively slowly fermented source of starch (i.e. maize, chemically or otherwise treated grain) is fed. Not all the information mentioned earlier is available in Nordic feedstuff tables at the moment. Therefore, some approximations have been made in the following attempts to describe a new feed evaluation system and its function. Values from the Danish feedstuff table (Landsudvalget for kvæg 1990) or similar information on feedstuff composition are used. In this table the content of NDF is missing. An approximation for the content of cell wall substances is therefore calculated as the difference between the total organic matter and crude protein, crude fat, sugar plus starch (Thomsen 1983). This can give a rather erroneous fractionation in some feedstuffs because the cell wall fraction as calculated this way will include considerable amounts of quickly fermentable substances such as pectin, oligosaccharides and organic acids.

VFA PRODUCTION AND ABSORPTION

The produced VFAs are assumed to be totally absorbed. The stoichiometric parameters for the fermentable substrates are shown in Table 1 (Murphy 1984). Stoichiometric parameters for substrate fermentation are given both for concentrate-rich and for roughage-rich rations. Sugar, glycerol and starch are assumed to be totally digested in the rumen. All sugars are assumed to be disaccharides. For amino acids and NDF the extent of degradation in the rumen is calculated from protein and NDF degradation curves, respectively, and the outflow rate from the rumen as:

$$(I) \quad \text{Proportion degraded} = a + (b \cdot c / (c + k))$$

where a = water soluble proportion (of protein, zero for NDF)

b = potentially degradable proportion

c = rate constant for degradation (h^{-1})

k = outflow rate from the rumen (h^{-1})

Protein degradation curves have not yet been calculated, and until degradation curves are available protein degradation at 8% outflow rate is used for amino acid degradation (Hvelplund & Madsen 1990). Amino acids degraded in the rumen will only give rise to a VFA production if the amount is larger than the amount of amino acids incorporated in the microbes. In roughage and in concentrate, 65% and 85% of the protein, respectively, is

assumed to be amino acids (Hvelplund & Madsen 1990). The calculated mean mole weight of amino acids (unhydrated) in feedstuffs is 116. This is a mean of both concentrate-rich and roughage-rich rations used by Hvelplund & Madsen (1989).

Only a few degradation curves have so far been determined for the NDF fraction. As degradation curves are determined, they will be included in the feed table. Until then, a b-value is estimated from the table value for the digestion coefficient for cell wall carbohydrates (DCCW) as:

$$(II) \quad b = 0.38 + 0.63 (DCCW/100)$$

estimated from values of Weisbjerg et al. (1990).

If the c value is lacking, the value 0.041 is used. This is the mean rate constant for NDF degradation of nine roughages examined by Weisbjerg et al. (1990).

Table 1 Stoichiometric parameters used for rumen and hind gut fermentation for roughage (R) and concentrate (C) rations (Murphy 1984).

Substrate	Proportion fermented	Moles substrate/kg fermented substrate*	Moles produced / mole substrate fermented							
			C2 R	C2 C	C3 R	C3 C	C4 R	C4 C	C5 R	C5 C
Sugar	1	5.85	1.38	0.90	0.41	0.42	0.10	0.30	0.00	0.04
Glycerol	1	5.56								
Starch	1	6.17	1.19	0.80	0.28	0.60	0.20	0.20	0.06	0.10
Amino acids	Feed table values	8.62	0.40	0.36	0.13	0.16	0.08	0.08	0.33	0.33
Cell wall carbohydrates										
Rumen	NDF degradation	6.17								
Hind gut	0.09 · (1 - NDF deg.)	6.17	1.23	1.35	0.27	0.32	0.22	0.09	0.04	0.08
Residual fraction	0.85	6.17								

* Carbohydrates in moles hexose equivalent, amino acids in moles amino acids.

If an NDF analysis is available the NDF degradation curve is used on this fraction. The residual fraction (difference between calculated cell wall substances and NDF), which includes pectin and organic acids, is assumed to have a rumen fermentability of 0.85. To this residual fraction the difference between crude fat and the sum of LCFAs plus glycerol is also added. For the residual fraction the same stoichiometric parameters are used as for NDF fermentation. The rate of degradation of NDF is negatively affected by an increased proportion of easily degradable carbohydrates in the diet. Furthermore, this negative effect is dependent on the feeding level. A correction of the degradation rate constant dependent on the sugar and starch proportion of total carbohydrates is implemented in the model, but has not been validated yet. The correction used at present is a modification of the reduction used by Danfær (1990):

$$(III) \quad C \text{ corrected} = C(1 - ((1 - f_2)f_1))$$

where $f_1 = \text{feed level (kg DM)} / 25$

$f_2 = \text{kg cell wall carbohydrates} / ((\text{kg sugar} + \text{starch}) 1.5)$ if the proportion is less than 1, else $f_2 = 1$.

This will only give a full reduction at high feeding levels and will only give a reduction if cell wall carbohydrates are less than 40% of the total carbohydrates. The rumen undigested cell wall carbohydrates are assumed to be 9% digested in the hind gut (Zinn & Owens 1982; cf. Dewhurst et al. 1986).

The degraded NDF and residue fraction are assumed to produce VFAs in the proportions given in Table 1. This is a mean of the stoichiometric parameters for cellulose and hemicellulose given by Murphy (1984). Use of the stoichiometric parameters for both cellulose and hemicellulose fractions would demand an extension of the feed table with values for ADF and ADL. However, the distinction between cellulose and hemicellulose in fermentation products is not obvious (Chesson 1990). The stoichiometric relations for hind gut fermentation are assumed to be similar to rumen fermentation of cell wall carbohydrates.

Murphy et al. (1982) found that the roughage:concentrate ratio is important for the fermentation products of the individual substrates. However, the distinction between roughage and concentrate rations is imprecise and does not account for the smooth change from purely roughage- to concentrate-rich rations. In the present model the ratio between sugar + starch and total carbohydrates is used to determine whether a ration is mostly concentrate or roughage.

Fermentation products are calculated from both the concentrate and roughage stoichiometric parameter in Table 1 as:

$$(IV) \quad R \text{ (fermentation products calculated for concentrate stoichiometric)} + (1-R) \text{ (fermentation products calculated from roughage stoichiometric)}$$

where $R = (((R_1 - 0.45) 3) + 0.45) / 0.9$

$0 < R < 1$ and $R_1 = (\text{sugar} + \text{starch} + \text{glycerol}) / \text{total carbohydrates}$

R is calculated from R_1 to increase the variation in the range from 0 to 1, first by multiplying around 0.45, which is assumed to be the point where the ration changes from roughage to concentrate, and, thereafter, by dividing by 0.9, which will move the breakpoint 0.45 to 0.5. R is never allowed to go outside the range between 0 and 1. These calculations give smooth changes, but the variation in fermentation pattern is too small because rations need to be extremely rich in roughage or concentrate in order to be calculated only from one of the stoichiometric relationships. This was not the case with the material used by Murphy et al. (1982). This problem could be overcome by for example, using a larger multiplication factor than 3, and thereby extending the range for R from -0.5 to 1.5, but this has not been tried out yet.

OUTFLOW RATE FROM THE RUMEN

Rumen outflow rate is needed in order to calculate the NDF degradation described above. In the present model a simple relation between feed level (g DM/kg liveweight per day) and particle outflow rate is based on the following relation estimated from values in a review given by Lindberg (1985):

$$(V) \quad \text{Outflow rate (h}^{-1}\text{)} = k + 0.000864 \cdot \text{feed level}$$

The regression coefficient is the mean coefficient found within experiments, and the value 0.008 is used for the constant k . The regression coefficient is higher than the value 0.00037 found by Evans (1981).

AMINO ACID ABSORPTION

For amino acid absorption the new Nordic protein evaluation system has been used (Hvelplund & Madsen 1990). The only modification is that, instead of calculating microbial protein synthesis from totally digested carbohydrates from the feed table, the predicted amount of digested carbohydrates in the rumen is used. This amount is less than totally digested carbohydrates measured in sheep at maintenance (table values). Hvelplund & Madsen (1985) found that microbial synthesis calculated per unit of digested carbohydrates in the rumen was 1.2 times the microbial synthesis calculated per unit of totally digested carbohydrates, and therefore the factor for microbial synthesis per unit of digested carbohydrates has to be multiplied by the factor 1.20. Furthermore, the value of sugar is reduced to 0.95 and the value of glycerol is reduced to 0.90 of the value of polysaccharides for microbial synthesis.

MICROBIAL SYNTHESIS

For calculation of microbial organic matter synthesis, the values for synthesized microbial amino acid protein as calculated above are used, using a content of 0.33 g amino acid protein/g DM and 0.90 g organic matter/g DM in bacteria (Børsting & Weisbjerg 1989). This production of microbial organic matter will reduce the amount of VFA produced. However, as mentioned earlier, the amino acids incorporated are assumed to stem directly from the feed when degradation is extensive enough, and give no VFA production. Therefore, in most cases only the amount of amino-acid-free microbial organic matter will reduce the VFA production. In the present model this reduction in VFAs is calculated as acetic acid equivalents in the amino-acid-free organic microbial matter, calculated as if all microbial amino-acid-free organic matter consisted of polysaccharides.

$$(VI) \quad \text{Acetic acid equivalents} = \text{kg microbial amino-acid-free organic matter} \cdot 6.17 \text{ moles hexose/kg} \cdot 2 \text{ moles acetic acid/mole hexose.}$$

This reduction in VFA production is subtracted proportionally from the individual VFAs.

For amino-acid-free microbial organic matter a true digestibility of 70% is assumed (Storm et al. 1983).

LONG CHAIN FATTY ACIDS

The following equation for "truly" digested fatty acids is based on available results in the literature (Hagemeister & Kaufmann 1979; Møller & Børsting 1987; Murphy et al. 1987; Jenkins & Jenny 1989; Børsting & Weisbjerg 1989; Weisbjerg et al. 1991).

$$(VII) \quad \text{"Truly" digested fatty acids (kg)} = 0.91 (\text{kg fatty acid intake}) - 0.16 (\text{kg fatty acid intake})^2$$

This equation is calculated from 18 treatment means covering rations with no added fat and rations with added tallow and tallowlike fats. For the full model the intercept was -0.03, indicating an amount of 30 g undigested endogenous fatty acids per day (R^2 was 0.99 and root MSE was 0.024). When the intercept is omitted the equation describes the "truly" digested fatty acids.

CALCULATION OF "TRULY" ABSORBED ENERGY

The absorbed nutrients have been multiplied by the following energy values and added in order to calculate the true absorbed energy (Mølgård 1922; Blaxter 1962):

Acetic acid	0.875 MJ/mole
Propionic acid	1.534 MJ/mole
Butyric acid	2.192 MJ/mole
Valeric acid	2.836 MJ/mole
Amino acids	23.65 MJ/kg
Long chain fatty acids	40.0 MJ/kg
Microbial organic matter free of amino acid protein	17.4 MJ/kg (as carbohydrates)

Utilization of absorbed energy In the proposed model calculated utilization of "truly" absorbed energy is based on the large amount of published information on the utilization of metabolizable energy (ME). The values for utilization are taken from the review and conclusions given by ARC (1980). Before the calculations are made it is necessary to consider the differences between the two concepts: ME and "truly" absorbed energy. Fermentation heat is wrongly incorporated in ME. Furthermore, urinary energy losses are also wrongly subtracted from ME, although this is energy in the end products of the metabolism. Also, endogenous energy excreted in the faeces is not included in ME. The opposite occurs in "truly" absorbed energy, in which fermentation heat is not included but urinary energy and endogenous faecal energy are.

Although these losses are subject to variation, constant proportions for fermentation

heat and urinary energy losses are used in the model. They are both assumed to amount to 0.07 of the amount of absorbed energy (Webster et al. 1975; Webster 1979; ARC 1980). Thus, when comparing the size of ME and "truly" absorbed energy, urinary energy and fermentation heat cancel one another out. Measurements of the heat of combustion of net excretion of endogenous substrates to the digestive tract are not found in the literature. These are probably of a rather small size. In the proposed model no correction is made for excreted endogenous energy.

Thus, since calculated ME and "truly" absorbed energy are assumed to be of the same size, the coefficients of utilization of ME may be used uncorrected to express the utilization of "truly" absorbed energy also.

As a first example of the model a system for dairy cows only is demonstrated. Based on the proposals of ARC (1980) the coefficients of utilization of absorbed energy for maintenance (k_m) and lactation (k_l) may be calculated as follows:

$$k_m = 0.35q + 0.503$$

$$k_l = 0.35q + 0.420$$

where $q = \text{ME/GE}$

$$\text{GE (kJ kg DM}^{-1}\text{)} = 24.14z_1 + 36.57z_2 + 20.92z_3 + 16.99z_4$$

(Schiemann et al. 1972)

Z_1 , z_2 , z_3 and z_4 are crude protein, crude fat, crude fibre and NFE, respectively, g kg DM⁻¹.

$$\text{ME (kJ kg DM}^{-1}\text{)} = 17.45x_1 + 31.21x_2 + 13.64x_3 + 14.77x_4$$

(Schiemann et al. 1972)

X_1 , x_2 , x_3 and x_4 are digestible nutrients (crude protein, crude fat, crude fibre and NFE, respectively), g kg DM⁻¹.

Net energy excreted in milk is 3140 kJ kg⁻¹ energy-corrected milk (ECM) as defined by Sjaunja et al. (1990). Net energy for maintenance is calculated as (MJ day⁻¹):

$$0.53 (W/1.08)^{0.67} + 0.0043W$$

where $W = \text{liveweight, kg}$

NE_1 is reduced by 27.4 MJ kg⁻¹ liveweight gain or increased by 21.8 MJ kg⁻¹ liveweight loss.

CONCLUSION

There is still a severe lack of knowledge on the patterns of absorption of VFAs. It will therefore not be possible within the near future to obtain a useful prediction of the distribution of absorbed VFAs. This would be a necessary precondition for prediction of

the partitioning of absorbed nutrients for different purposes in the body. Thus, for practical feed planning it would not be possible at the moment to make use of a model which describes the digestive and metabolic functions of the whole animal. It is suggested therefore that, as a first step, a mechanistic and static model for prediction of absorbed energy should be included in existing feed evaluation systems.

The suggested model, which includes only simple mathematics expressing the dynamics of the digestion parameters, is expected to improve the prediction of absorbed energy compared with existing empirical systems. As new knowledge is obtained it should gradually be included in the model. This can be done at any time without changing the essential structure of the system. Another important advantage of such a model is that it would promote more sound and precise formulation of nutritional problems and experiments. The basic principle of making a new system must be that it is based on experimental determinations of digestive and metabolic processes, and that no corrections are made retrospectively in order to increase the fitness of the model.

The proposed model is not ready for use. First, the model should be tested against digestibility determinations and results of production experiments. As discussed in the description, a new chemical fractionation of the feedstuffs is required. The optimal fractionation is broadly known but some details need to be studied further. Values on the NDF content do not exist in all Nordic feed tables, and in various countries analysis on the content of starch/sugar and of alcohol and acids in silage must be introduced. More studies have to be carried out on rates of fermentation and how they are affected by the ration composition. Knowledge on intestinal flow is also limited. It is discussed whether it is necessary to separate the slowly fermentable cell walls into several fractions because of different patterns of degradation (Mertens & Ely 1982; Robinson et al. 1986), or because of selective retention of particles from various parts of a plant as a result of differences in specific gravity (Bittante et al. 1990). The rate of passage is determined by particle size, rate of particle breakdown and differences in specific gravity (Welch 1986). Determinations of such properties may probably be used for prediction of passage rate. In the model described above values for utilization of metabolic energy used in existing energy evaluation systems have been used to predict the production. However, the proposed model will make it possible to obtain a better prediction of the loss of energy in urea, and probably also of the fermentation heat. Therefore the values from ARC (1980) used are only a temporary solution.

Although some developmental work has still to be done before the proposed model is ready for use, it is expected that a useful model which includes prediction of "truly" absorbed energy could be developed within relatively few years if enough effort is put into this work. It is believed that models of the proposed kind will be developed and used widely in the future. The Nordic countries should initiate a cooperative work on the development of a system. With a model of this kind the very important partitioning of absorbed nutrients between the synthesis of milk constituents and body tissue in lactating animals cannot be predicted. In the long term the goal must be to use more complete animal models which can predict directly the partitioning of nutrients and growth and production also.

REFERENCES

- Allen, M.S. & D.R. Mertens 1988. Evaluating constraints on fiber digestion by rumen microbes. *J. Nutr.* 118: 261-270.
- ARC (Agricultural Research Council) 1980. *The Nutrient Requirements of Ruminant Livestock*, Commonwealth Agric. Bureaux, UK. 351 pp.
- Baldwin, R.L. & D.E. Bauman 1984. Partition of nutrients in lactation. In: R.L. Baldwin & A.C. Bywater (eds.). *Modelling ruminant digestion and metabolism*. Proc. 2nd Int. Workshop, Univ. California, Davis. Pp. 80-88.
- Baldwin, R.L., J. France & M. Gill 1987a. Metabolism of the lactating cow. I. Animal elements of a mechanistic model. *J. Dairy Res.* 54: 77-105.
- Baldwin, R.L., L.J. Koong & M.J. Ulyatt 1977. A dynamic model of ruminant digestion for evaluation of factors affecting nutritive value. *Agric. Syst.* 2: 255-287.
- Baldwin, R.L., J.H.M. Thornley & D.E. Beever 1987b. Metabolism of the lactating cow. II. Digestive elements of a mechanistic model. *J. Dairy Res.* 54: 107-131.
- Beever, D.E., J.L. Black & G.J. Faichney 1980-81. Simulation of the effects of rumen function on the flow of nutrients from the stomach of sheep: Part 2 - Assessment of computer predictions. *Agric. Syst.* 6: 221-241.
- Bittante, G., M. Ramanzin & L. Bailoni 1990. An approach to model rumen effective degradability and escape. Proc. 41st Ann. Meet. EAAP, Toulouse, France, 8-12 July 1990, 241.
- Black, J.L., D.E. Beever, G.J. Faichney, B.R. Howarth & N.McC. Graham 1980-81. Simulation of the effects of rumen function on the flow of nutrients from the stomach of sheep: Part 1 - Description of a computer program. *Agric. syst.* 6: 195-219.
- Blaxter, K.L. 1962. *The energy metabolism of ruminants*. Hutchinson, London. 329 pp.
- Børsting, C.F. & M.R. Weisbjerg 1989. Fatty acid metabolism in the digestive tract of ruminants. Thesis. The Royal Veterinary and Agricultural University, Copenhagen, 249 pp.
- Chesson, A. 1990. Nutritional significance and nutritive value of plant polysaccharides. In: J. Wiseman & J.A. Cole (eds.). *Feedstuff Evaluation*. Butterworths. Pp. 179-195.
- Danfær, A. 1990. A dynamic model of nutrient digestion and metabolism in lactating dairy cows. 671. Rep. Nat. Inst. Anim. Sci., Denmark, 511 pp.
- Dewhurst, R.J., J.F. Webster, F.W. Wainman & P.J.S. Dewey 1986. Prediction of the true metabolizable energy concentration in forages for ruminants. *Anim. Prod.* 43: 183-194.
- Dijkstra, J. & H.D.S.C. Neal 1990. A rumen simulation model of nutrient digestion and outflow. Paper presented at 41st Ann. Meet. EAAP, Toulouse, France, 8-12 July 1990, 8 pp.
- Evans, E. 1981. An evaluation of the relationships between dietary parameters and rumen solid turnover rate. *Can. J. Anim. Sci.* 61:97-103.
- France, J., J.H.M. Thornley & D.E. Beever 1982. A mathematical model of the rumen. *J. Agric. Sci., Camb.* 99: 343-353.
- Hagemester, H. & W. Kaufmann 1979. Verdaulichkeit von Fettsäuren im Darm von Milchkühen. *Kieler Milchwirtschaftliche Forschungsberichte*. 31: 31-39.

- Hvelplund, T. & J. Madsen 1985. Amino acid passage to the small intestine in dairy cows compared with estimates of microbial protein and undegraded dietary protein from analysis of the feed. *Acta Agric. Scand. Suppl.* 25: 21-36.
- Hvelplund, T. & J. Madsen 1989. Prediction of individual amino acid passage to the small intestine of dairy cows from characteristics of the feed. *Acta Agric. Scand.* 1989. 65-78.
- Hvelplund, T. & J. Madsen 1990. A study of the quantitative nitrogen metabolism in the gastro-intestinal tract, and the resultant new protein evaluation system for ruminants. The AAT-PBV system. Thesis. The Royal Veterinary and Agricultural University, Copenhagen. 215 pp.
- INRA 1978. Alimentation des ruminants. Inst. National de la Rec. Agron. 597 pp.
- Jenkins, T.C. & B.F. Jenny 1989. Effect of hydrogenated fat on feed intake, nutrient digestion, and lactation performance of dairy cows. *J. Dairy Sci.* 72: 2316-2324.
- Koong, L.J., K.H. Falter & H.L. Lucas 1982. A mathematical model for the joint metabolism of nitrogen and energy in cattle. *Agric. Syst.* 9: 301-324.
- Kristensen, V.F. & O. Aaes 1989. Foderniveauets betydning for fodereffektiviteten. 660. beretning fra Statens Husdyrbrugsforsøg, 10-44.
- Landsudvalget for Kvæg 1990. Fodermiddeltabel. 39 pp.
- Lindberg, J.E. 1985. Estimation of rumen degradability of feed proteins with the in sacco technique and various in vitro methods. A review. *Acta Agric. Scand. Suppl.* 25: 64-97.
- Madsen, J. 1985. The basis for the proposed Nordic protein evaluation system for ruminants. The AAT-PBV system. *Acta Agric. Scand., suppl.* 25: 9-20.
- Mertens, D.R. 1987. Predicting intake and digestibility using mathematical models of ruminal function. *J. Anim. Sci.* 64: 1548-1558.
- Mertens, D.R. & L.O. Ely 1979. A dynamic model of fiber digestion and passage in the ruminant for evaluating forage quality. *J. Anim. Sci.* 49: 1085-1095.
- Mertens, D.R. & L.O. Ely 1982. Relationship of rate and extent of digestion to forage utilization - A dynamic model evaluation. *J. Anim. Sci.* 54: 895-905.
- Murphy, M.R. 1984. Modelling production of volatile fatty acids in ruminants. In: R.L. Baldwin & A.C. Bywater (eds.). *Modelling ruminant digestion and metabolism. Proceedings of the second international workshop, University of California, Davis.* Pp. 59-62.
- Murphy, M.R., R.L. Baldwin & I.J. Koong 1982. Estimation of stoichiometric parameters for rumen fermentation of roughage and concentrate diets. *J. Anim. Sci.* 55: 411-421.
- Murphy, M.R., R.L. Baldwin & M.J. Ulyatt 1986. An update of a dynamic model of ruminant digestion. *J. Anim. Sci.* 62: 1412- 1422.
- Murphy, M., P. Uden, D.L. Palmquist & H. Wiktorson 1987. Rumen and total diet digestibilities in lactating cows fed diets containing full-fat rapeseed. *J. Dairy Sci.* 70: 1572-1582.
- Mølgård, H. 1922. Lærebog i grundtrækkene af husdyrenes ernæringsfysiologi. Arnold Busck, Kjøbenhavn. 470 pp.

Møller, P.D. & C.F. Børsting 1987. Fedtsyreomsætningen hos malkekøer fodret med forsæbet, traditionelt eller mættet animalsk fedt. 2. Optagelse og fordøjelse af fedtsyrer. Medd. 694. Statens Husdyrbrugsforsøg, 4 pp.

Oldham, J.D. & G.C. Emmans 1989. Prediction of responses to required nutrients in dairy cows. *J. Dairy Sci.* 72: 3212-3229.

Pedersen, E.J.N. & E. Møller 1965. Korrektion for tab af flygtige syrer ved tørstofbestemmelse i ensilage. *Tidsskr. for Planteavl* 69: 425-427.

Robinson, P.H., J.G. Fadel & S. Tamminga 1986. Evaluation of mathematical models to describe neutral detergent residue in terms of its susceptibility to degradation in the rumen. *Anim. Feed Sci. and Tech.* 15:249-271.

Schiemann, R., K. Nehring, L. Hoffmann, W. Jentsch & A. Chudy 1972. Energetische Futterbewertung und Energiennormen. VEB Deutscher Landwirtschaftsverlag, Berlin, 344 pp.

Sjaunja, L.O., L. Baevre, L. Junkkarinen, J. Pedersen & J. Setälä 1990. A Nordic proposal for an energy corrected milk (ECM) formula. 27th session ICRPMA, July 2-6, 1990. Paris, France. 4 pp.

Storm, E., E.R. Ørskov & R. Smart 1983. The nutritive value of rumen micro-organisms in ruminants. 2. The apparent digestibility and net utilization of microbial N for growing lambs. *Br. J. Nutr.* 50: 471-478.

Sutton, J.D. 1985. Digestion and absorption of energy substrates in the lactating cow. *J. Dairy Sci.* 68: 3376-3393.

Thomsen, K.V. 1983. Fodermidlernes karakteristika. 551. beretning fra Statens Husdyrbrugsforsøg, 3.1-3.37.

Tyrrell, H.F. & P.W. Moe 1975. Symposium: Production efficiency in the high producing cow. Effect of the intake on digestive efficiency. *J. Dairy Sci.* 58:1151-1163.

Waldo, D.R., L.W. Smith & E.L. Cox 1972. Model of cellulose disappearance from the rumen. *J. Dairy Sci.* 55: 125-129.

Webster, A.J.F. 1979. Energy metabolism and requirements. In: D.C. Church (ed.). *Digestive physiology and nutrition of ruminants*. Vol. 2, 2nd ed. O x B Books, Corvallis. Pp.210-229.

Webster, A.J.F., R.J. Dewhurst & C.J. Waters 1988. Alternative approaches to the characterization of feedstuffs for ruminants. In: W. Haresign & D.J.A. Cole (eds.). *Recent Advances in Animal Nutrition 1988*. Butterworths, London. Pp. 167-191.


Webster, A.J.F., P.O. Osuji, F. White & J.F. Ingram 1975. The influence of food intake on portal blood flow and heat production in the digestive tract of sheep. *Br. J. Nutr.* 34: 125-139.

Weisbjerg, M.R., P.K. Bhargava, T. Hvelplund & J. Madsen 1990. Anvendelse af nedbrydningsprofiler i fodermiddelvurderingen. 679. beretn., Statens Husdyrbrugsforsøg.

Weisbjerg, M.R., T. Hvelplund & C.F. Børsting 1991. Fordøjelighed af stearinsyre rigt og palmitinsyre rigt mættet fedt hos malkekøer. Medd. 678. Statens Husdyrbrugsforsøg. 6 pp.

Welch, J.G. 1986. Physical parameters of fiber affecting passage from the rumen. *J. Dairy Sci.* 69: 2750-2754.

Østergaard, V. & A. Neimann-Sørensen (eds.) 1983. Optimale foderrationer til malkekoen. Foderværdi, foderoptagelse, omsætning og produktion. 551. beretning fra Statens Husdyrbrugsforsøg.



7 Aspects on ration formulation based on a substrate system

ROLF SPÖRNDLY

Swedish University of Agricultural Sciences, Research Information Center, Sweden

Spörndly R. 1991. Aspects on ration formulation on a substrate system. Norwegian Journal of Agricultural Sciences, Supplement No. 5: 83-87. ISSN 0801-5341.

The need for and the practical possibility of creating a ration formulation system based on a number of substrates rather than on the energy concept are discussed. A brief examination of the prevalence of relevant data is also made. It is concluded that in practical ration formulation the energy concept could be replaced by a number of substrates. This could be handled by ordinary computer program already available on the market if a requirement range is defined for each substrate and if the interaction between substrates could be dealt with additively. Ration formulation for *ad libitum* feeding practices is more easily adapted to a substrate system than when restricted feeding practices are used. There seems to be a theoretical background for basing a system on: rumen degradable protein, rumen degradable carbohydrates, microbial production in the rumen, fatty acids and the digestion in the abomasum and duodenum. The intake of dry matter could be the last and most critical factor still not under control.

Rolf Spörndly, Swedish University of Agricultural Sciences, Research Information Center, P. O. Box 7022, S-750 07 Uppsala, Sweden

Until the present time the ration for ruminants has been formulated from the calculated need of total energy and protein. Both energy and protein have been expressed in a rough way with only one quality grade.

Development in protein evaluation has taken place during the 1980s, resulting in a system that also allows qualitative aspects. The AAT/PBV-system, developed by an internordic research team, is a system based on amino acid resorption from the duodenum. Feeds are evaluated accordingly to their capacity to provide the duodenum with amino acids. This can be achieved either by rumen undegradable proteins or by microbial protein synthesis in the rumen. In order to quantify this the system operates with rumen degradability of the protein fraction as well as with the content of carbohydrates that can serve as substrate for bacterial growth in the rumen.

It is also possible to apply a similar "substrate-based system" to other nutrients than the proteins. What normally goes under the energy term is the absorption of carbohydrates, volatile fatty acids (VFAs) and fatty acids. Such an overall approach was recently made by the Danish research workers Riis et al. (1990). In their work the following model was used:

- I) A given diet was analysed and calculated for VFA absorption, carbohydrate absorption, amino acid absorption and fatty acid absorption.
- II) There were then taken into account the resulting supply of nutrients and the concentration of hormones that these gave rise to in the extracellular fluid, such as glucose, amino acids, acetate, keton bodies, FFA, total lipids, insulin, glucagon thyroxine, somatomedin and growth hormone.
- III) Nutrient metabolism in the liver was calculated.
- IV) Metabolism and consumption of nutrients by the adipose tissues and muscles was calculated.
- V) Nutrient metabolism and synthesis in the mammary gland.

Finally, the expected milk production level and change in live weight resulting from the diet were calculated.

Observed and predicted production and live-weight change were compared and were shown to be in good agreement. It was therefore suggested that the reverse could also work, i.e. to calculate the predicted amount of nutrients needed to be absorbed in order to reach a certain production level. The same hypothesis is also presented by Oldham & Emmans (1989).

However, it is probably still not possible to produce a fully developed dynamic model covering all steps from nutrient consumption, nutrient decomposition, microbial growth, nutrient absorption and hormonal regulation in order to produce a fully reliable prediction of the response (Oldham & Emmans 1989; Riis et al 1990). A more realistic first step could be to develop a mechanistic calculation, with the aim of predicting the response on nutrient supply. If such a system is developed it is likely that it would result in a "requirement range" for a number of substrates of which the ration could consist in order to meet a certain production level. The present paper is an attempt to study whether it is possible to work with such an approach in the practical calculation of rations for dairy cows.

MATERIALS AND METHODS

A commercial program for ration calculation (Holvid 1990) was used to make rations for cows with a milk production of 10, 20, 30 and 40 kg per day. First, the ration was calculated using the standard requirement of metabolizable energy and digestible crude protein used in Sweden (Standard Calculation, SC). Thereafter, the ration was calculated without using the energy concept. Instead, the requirement for AAT and "requirement ranges" for PBV, fibre (NDF), starch, sugars and crude fat were used. The substrate-based calculation was made using either these parameters only (SBC I) also including a "requirement range" for total carbohydrates (SBC II). In all three calculations the program made up the feeds in such a way that the requirements were met in a ration at the lowest cost.

The analyses of the feeds were taken from the Swedish "Fodertabeller för idisslare" (Spörndly 1991).

The Standard Calculation (SC) was made with the Swedish standard requirement figures for metabolizable energy (0.507 MJ ME per kg metabolic live weight for maintenance and 5 MJ ME per kg of 4 % milk) and digestible protein (6.2 g dig. cp per MJ ME for maintenance and 60 g dig. cp per kg of 4 % milk). Other restrictions used in this calculation were the upper limits of roughages and other feeds, based on practical experience.

The requirements in the substrate-based calculations are at present only elaborated for amino acids. The requirements for AAT and PBV were therefore set in accordance with the current suggestions from Sweden (3.25 g rp AAT per kg metabolic live weight for maintenance and 40 g per kg 4% milk, 0-300 g rp PBV per day). Further "requirement ranges" for crude fat, sugar, starch, NDF and, in the case of SCB II, also total digestible carbohydrates were set up more or less by guess-work. Other restrictions used in these calculations were the minimum and maximum of NDF per DM and the same upper limits of individual feeds, e.g. rapeseed products due to glucosinolate contents, as were used in the SC. However, no upper level of roughages was used.

RESULTS

A summary of the resulting calculations is presented in Table 1. The ration composed by SBC I proved to be very low in energy allowance compared to the traditional ration. When a minimum level of total carbohydrates was introduced in the SBC II, the formulation resulted in rations surprisingly close to conventional ones when compared on an ME basis.

As pointed out before, the calculations were only made in order to test whether there were computer programs available which could cope with the task of formulating a ration by a number of factors. The actual values used are merely chosen as examples. NDF/kg DM derives from the 1989 NRC recommendation for minimum structural feed and estimated maximum consumption level (1.5% of live weight). The crude fat limits come from the recommended minimum and maximum fat allowance in Swedish extension work (15 and 25 g crude fat per kg of milk produced). The starch limits originate from what are common and by practice realistic cereal allowances in Sweden. The sugar limits originate from common sugar allowances in Sweden from hay and molasses. The limit used for total CHO was chosen from observed CHO allowances in a number of typical rations.

DISCUSSION

Formulating a ration based on number of substrates instead of the traditional single energy term seems to be within the capability of the computing facilities existing today.

In a substrate-based model a knowledge of how the carbohydrates are used is essential. The degree and the pattern of degradation of the carbohydrates in the rumen have to be included in the model.

The grouping of the carbohydrates in sugars, starch and NDF reflects the degradation rate to a certain extent. Fully developed degradation functions for the carbohydrate fraction would of course be the ultimate solution. There could, however, be problems in

incorporating such functions into the ration calculations.

Table 1. Requirement ranges used in the substrate-based calculations (SBC) and resulting traditional parameters when rations are formulated according to SBC I and SBC II

	Requirement range used, per cow per day			
	production level, kg milk			
	10	20	30	40
AAT, g	794	1194	1594	1994
PBV, g	0-300	0-300	0-300	0-300
crude fat, g	150-250	300-500	450-750	600-1000
sugar, g	0-800	200-800	200-1500	1000-2000
starch, g	0-1000	1500-2500	2000-3500	2500-5000
NDF, g	5000-9000	5500-9000	5500-9000	5500-9000
NDF g/kg DM	400-1000	400-1000	400-1000	350-1000
dig. CHO, g	6200-99999	8000-99999	10100-99999	12200-99999
price	min	min	min	min
	Resulting traditional parameters, per cow per day			
	Production level, kg milk			
	10	20	30	40
<u>SBC I</u>				
ME, MJ	80	140	188	230
dig. CP, g	963	1690	2171	2622
DM, kg	8,7	12,2	16,4	19,7
roughage, kg DM	6,4	7,3	9,9	9,0
<u>SBC II</u>				
ME, MJ	118	160	207	253
dig. CP, g	922	1631	2196	2691
DM, kg	12,5	14,2	18,1	21,3
roughage, kg DM	12,5	10,7	12,8	11,5
<u>Standard requirement</u>				
ME, MJ	112	162	212	262
dig. CP, g	980	1580	2180	2780

An estimation of the rate of carbohydrate degradation could be made in different ways. One simple and rapid way is the method proposed by Menke, Raab et al. (1979), where the gas production from samples was measured after incubation in syringes.

Independently of the method used, it is possible to deal with the degradation rates by classifying the carbohydrates according to the time of degradation. Fermentation classes could, for example, comprise carbohydrates fermented within 2 h (class I), 2-6 h (class II), 6-24 h (class III) and >24 h (class IV).

The time and order of feeding the carbohydrates is also a highly relevant factor when considering the effect of carbohydrate utilization. If the feed is not given as a total mixed ration, then the feeding sequence must be incorporated in the calculation.

The type of carbohydrates fed influences to a certain extent the type of nutrients available for resorption. But a substantial portion of the carbohydrates is interchangeable. It could therefore be motivated to operate with the sum of carbohydrates. This is particularly the situation when restricted feeding with a concentrated feed is practised.

When *ad libitum* feeding is practised, a situation under which an increasing amount of milk is produced, the necessity of limiting the sum of the nutrients is of less interest. Instead, there is the feed intake as the regulating factor. This means that the system of ration formulation with a substrate-based system also needs a factor that describes the voluntary dry matter intake for different feeds under different conditions. This seems, so far, to be the area which suffers most from lack of research data.


The first steps towards a new thinking, including qualitative aspects and interaction between feedstuffs, was taken when the Nordic AAT/PBV-system was introduced for balancing the protein in dairy rations. The system is based on an estimation of the amount of amino acids being absorbed in the duodenum. The feed is described according to its capability to provide amino acids both via microbial growth in the rumen and directly from the feed.

Introducing similar systems for the other nutrients ought to be the next step. By setting up the same goals, the protein system could be expanded to include all nutrients, of which the protein is just one. This means:

- 1) A "requirement" of absorbed nutrients must be defined, e.g. amino acids, fatty acids, VFAs, carbohydrates.
- 2) The substrate needed for providing the nutrients to be absorbed must be qualitatively and quantitatively defined.
- 3) It must be possible for the interaction between the substrates to be handled additively (as with PBV).

REFERENCES

- Holvid, A. 1990. FSTAT. Foderstatsoptimering på persondator. ATH Matematik-konsult. Korsfararvägen 140. 181 40 Lidingö, Sweden.
- Menke, K.H., L. Raab, A. Salewski, H. Steingass, D. Fritz & W. Schneider 1979. The estimation of the digestibility and metabolizable energy content of ruminant feedingstuffs from the gas production when they are incubated with rumen liquor *in vitro*. *J. Agric. Sci. Camb.* 93 :217-222.
- Oldham, J.D. & G.C. Emmans 1989. Prediction of responses to required nutrients in dairy cows. *J. Dairy Sci.* 72 :3212-3229.
- Riis, P.M., A. Danfer, T. Hvelplund, Annemarie Madsen, J. Madsen, Mette Nielsen, P.H. Petersen, K. Sejrsen & S. Thilsted 1990. A model for the efficient use of new information within physiology, nutrition and breeding of dairy cows. Beretning 666. Landbrugsministeriet, Statens Husdyrbrugsforsög.
- Spörndly, R. (ed) 1991. Fodertabeller för idisslare 1991. Speciella skrifter nr 44. Swedish University of Agriculture. Uppsala, Sweden.



8 Practical implications of changing the energy evaluation system

LARS BÆVRE

Norwegian Dairies Association, Norway

Bævre L. 1991. Practical implications of changing the energy evaluation system. Norwegian Journal of Agricultural Sciences, Supplement No. 5: 89-94. ISSN 0801-5341.

In Norway it has been decided that there will be a change in the energy evaluation system from FFU (fattening feed units), based on net energy for fattening, to FEM (feed unit for milk production), based on net energy for lactation, starting at the turn of the year 1992/93. One FEM will be defined as 6 900 KJ net energy for lactation. Before this change of energy system can take place, however, new figures for energy requirements and a feed table with new figures for the energy content of different feeds, will have to be established and published. Several computer systems, big mainframe systems and PC systems, will have to be reprogrammed. Some forms, textbooks, handbooks and booklets will also need amendment. Those who are responsible for teaching, concentrate production, data systems, advising on ruminant feeding and agricultural administration will have to be informed of the change taking place and what its consequences are likely to be. The total costs of changing feed evaluation systems have not been estimated, but the cost of changing data programs is estimated to be about NOK 2 million. Expenses in connection with information activities and renewal of information aids will most probably be in the order of NOK 1-2 million.

Lars Bævre, Norwegian Dairies Association, Box 58, 1430 Ås, Norway

There are currently three different energy evaluation systems in use for ruminants in the Nordic countries. In Finland, Iceland and Norway the fattening feed unit (FFU) is used, while the Scandinavian feed unit (SFU) is used in Denmark and metabolizable energy expressed in MJ is used in Sweden.

The practical consequences of changing to a new energy evaluation system will differ somewhat from country to country. Changing from one net energy system to another will have less influence than changing from metabolizable energy to net energy, or vice versa.

The practical consequences will, of course, be greater if there is also to be a change in the unit for energy measurement than if we keep the old units such as FU or MJ. Despite some minor differences between countries, the main problems and consequences will be the same in all countries.

In Norway the decision has already been made to change to a new feed unit, FEM (feed unit for milk production) based on net energy for lactation, at the turn of the year 1992/93. At the same time, there will also be a change in the protein evaluation system

from digestible crude protein to the AAT/PBV system.

Net energy for lactation will be calculated in the same way as in The Netherlands (Van Es 1975, 1978; Van der Honig & Alderman 1988). One FEm will be defined as 6900 KJ net energy for lactation; this is equivalent to the content of net energy for lactation in 1 kg of barley with 87% dry matter. FEm will be used for energy evaluation for both milk production and growth/fattening for cattle, sheep and goats. Some of the practical consequences of a change from FFU to FEm are listed as follows:

ENERGY REQUIREMENT

New figures for energy requirements and new feeding standards for cattle, goats and sheep will have to be established and published. This work will be done by researchers at the Department of Animal Science at the Agricultural University of Norway.

FEED TABLES

New feed tables with new figures for energy values must be established and published. "National Agricultural Inspection Service" (STIL) has already appointed a working group for this job. According to the plans, the work with the new feed table will be finished by August 1991.

DECLARATION OF ENERGY VALUE FOR CONCENTRATE MIXTURES

In Norway we have a system with standardized concentrate mixtures for different types of production. For these standardized concentrate mixtures, limits for variation in energy content as well as for other nutrients are defined.

STIL will have to give new directives for energy content expressed in FEm for standardized concentrate mixtures for ruminants. This must include instructions for calculation and presentation of the energy values.

PRACTICAL DETERMINATION OF ENERGY VALUE

There will be a need for new equations for practical calculations of energy values of different feeds based on different types of simplified analyses such as:

In Vitro digestibility, NDF, ADF, crude fibre etc.

New calibration equations for determination of FEm by near infrared spectroscopy (NIRS) have to be worked out for different feeds.

EFFECT ON COMPUTER SYSTEMS

Several computer systems have programs where energy value or energy requirement, expressed in FFU are included in some calculations. All these systems will have to be reprogrammed, with calculations in FEm. In Norway this will affect both the big mainframe systems and the smaller commonly used PC systems. The affected systems are listed in the following:

Mainframe systems

- Program for feed accounting in the production recording systems for dairy cows and goats.
- Program for calculation of concentrate allowance for dairy cows.
- Program for calculation of economical efficiency on dairy farms.
- Program for predicting milk production.
- The Central Bureau of Statistics collects information about yields of different crops and publishes statistics for average yield in different regions, expressed in FFU/daa. These programs will have to be changed to present the yields in FEm/daa. For roughage, this will result in an increased energy yield, compared with grain.

PC systems

- Program for calculation of feeding plans for dairy herds.
- Program for calculation of daily feed rations for dairy cows.
- Program for calculation of economical effect of different short-time dispositions of the herd on dairy farms.
- Program for calculation of optimal management of dairy herds. This program imports and exports data from and to a central data base.
- Program for calculation of fertilizer plans.

ADJUSTMENT OF FORMS

In Norwegian terminology, it has been decided that the abbreviation FEm ("fôrenheter mjølk") be used for the new feed unit and the abbreviation FFE ("fetningsfôrenhet") for the old fattening feed unit. The general abbreviation for feed unit will be FE ("fôrenhet"). Earlier, the most usual abbreviation for feed unit was f.e. In spite of this change in abbreviation for feed unit, we could have continued to use some of the old forms with the old abbreviation. Most of the forms both for data registration and for presenting the results of the calculations, will have to be changed anyway because of the change in protein evaluation to the AAT/PBV system.

Some forms for manual calculations of standard plans, where the energy requirements are printed on the form, must be renewed. This includes forms for manual feeding plans and feeding lists for cattle, sheep and goats, and gross-margin calculations for different types of animal production. In all, 15-20 different forms will have to be changed as a result of the change in energy and protein evaluation systems.

INFLUENCE ON GENERAL STATISTICS

The change to FEm will have some effect on statistical figures that have earlier been calculated in FFU. This will influence:

- Feeding accounts from the production recording systems for dairy cows and goats. The proportion of roughage in the feed rations will increase when the calculations are done in FEm compared to FFE.
- Feed efficiency in different animal productions (milk or meat/unit of feed energy). The output/input relationship will be lower when calculated in FEm than in FFE.
- Average energy yield of roughage will increase in relation to grain and other concentrated feeds.

INFLUENCES ON EXISTING INFORMATION AIDS

In connection with the change in the energy evaluation system, it will be necessary to revise a great many information aids pertaining to feed evaluation and ruminant feeding.

- Textbooks about feed evaluation, ruminant feeding, forage production and agricultural economics will need to be updated.
- Several handbooks, for example "K.K. Heje, Håndbok for jordbruket" and "Håndbok for driftsplanlegging" and all handbooks for the different production recording systems (dairy cows, goats, sheep) as well as for many of the PC programs, will have to be changed.
- Many booklets and other information aids concerning feed evaluation and ruminant feeding will also need to be revised. All types of handbooks must be available in corrected versions before the official change of energy system.

INFORMATION

Before we can start to use a new feed evaluation system, many people must be informed that a change will take place and what the consequences of this change are likely to be. The people who are responsible for teaching, concentrate production, data systems, advice in ruminant feeding and agricultural administration, must receive the information early so that they have time to make plans and get money for the changes they have to make before the new system is put into practice.

The list on the next page shows the different target groups, the type of information needed and which institutions are responsible for providing the information.

Last winter we already started to arrange courses in feed evaluation for some people from the feed industry, county agricultural administration, teachers and advisers. The main activity in this field, however, will take place in the winter of 1991/92 and in the autumn of 1992.

TARGET GROUP FOR INFORMATION:	TYPE OF INFORMATION:	RESPONSIBLE FOR INFORMATION:
Feed industry	Instructions for practising the new system. Letters	Min. Agr. (STIL)
Agricultural administration	General information	Min. Agr. (SFFL)
County	Letters, meetings	
Municipality	Leaflets	
Teachers	Particular information about energy evaluation in the new system. Meetings	Min. Agr. (SFFL)
Investigators and advisers in plant prod. economic, etc.	General information Articles and leaflets	Min. Agr. (SFFL/NLH)
Advisers in ruminant feeding and registrars in the recording systems	Instructions for practising the new system and consequences for different types of data systems. Letters, new handbooks, meetings.	Norwegian Dairies Ass. Local dairies
Farmers	General information. Particular information about changes in copies from different data systems. Articles, letters, local meetings.	SFFL Norwegian Dairies Ass. Local adviser

Min. Agr. - Ministry of Agriculture
 SFFL - Norwegian Agricultural Advisory Service
 NLH - Agricultural University of Norway
 STIL - National Agricultural Inspection Service

CONCLUSIONS

In Norway it was decided that the energy evaluation system should be changed from the first of January in an appointed year, as this would cause the fewest problems with data systems and statistics. The decision was made more than two years before the change is due to take place, because we will need this time to make the necessary adaptations in all affec-

ted systems.

The work with updating data systems and handbooks will have to start at least one year before the new system is ready for use. It will also take some time for plans and budgets for this work to be made, as well as for the work concerning information about the system itself.

Thus far, we do not have any exact estimation of the total costs of changing feed evaluation systems. The cost of changing data programs and forms is estimated to be about NOK 2 million. The expenses in relation to information activities and renewal of information aids are more difficult to estimate, but they will most probably be in the order of NOK 1-2 million.

The total expenses may well appear to be high. We must, however, remember that in addition to getting a better feed evaluation system, the increased information activity in connection with the change of systems will provide more knowledge about feed evaluation and feeding, both to advisers and to farmers. It is also obvious that work as well as money will be saved by changing both the energy and the protein evaluation systems at the same time.

The coordination of the work prior to the change should be led by a national working group with members from the organizations involved.

REFERENCES

Van der Honing, Y. & G. Alderman 1988. Feed evaluation and nutritional requirements. 2. Ruminants. *Livest. Prod. Sci.* 19: 217-278.

Van Es, A.J.H. 1975. Feed evaluation for dairy cows. *Livest. Prod. Sci.* 2: 95-107.

Van Es, A.J.H. 1978. Feed evaluation for ruminants. I. The systems in use from May 1977 onwards in the Netherlands. *Livest. Prod. Sci.* 5: 331-345.

9 Conclusions and recommendations

THE NORDIC WORKING GROUP ON ENERGY EVALUATION

Calculations carried out (Paper 2) indicated that the Dutch net energy lactation system (NEL) was better than metabolizable energy (ME) and the fattening feed unit (FFU) system when predicting milk yield from energy intake, but not better than the Scandinavian feed unit system (SFU).

It is important to note that many factors influence the feeding value of feedstuffs (see Papers 3 and 4). The group concluded, therefore, that there was little to gain by changing from the present energy evaluation systems, especially if these are to be replaced by a system based on absorbed nutrients in the near future. There was some disagreement within the group as to how long it would take before a new "substrate-based system" would be available for practical use.

As a follow-up to the conclusions, the working group put forward the following recommendations:

- * There should be cooperation between the Nordic countries with the aim of developing a "substrate-based" feed evaluation system.
- * Digestible energy should be used as a common reference for energy evaluation in the Nordic countries.
- * If a country wants to change its existing energy system, the Dutch NEL system is to be preferred.

With reference to the mandate given initially, the working group is in the process of writing an application to the Nordisk Kontaktorgan for Jordbruksforskning (NKJ) for a joint Nordic research programme with the following aim:

To develop a mechanistic model for digestion and absorption of nutrients (VFA, LCFA, AA and glucose) from the digestive tract, and to use this model for improving ration formulation systems for ruminants.

In order to develop a substrate-based system, research is needed within the following areas:

- Feedstuff analysis, especially for the carbohydrate fraction.
- Diurnal variation in the feed intake.
- The rates of ruminal degradation and passage of carbohydrate fractions from the forestomachs.

- The absorption of VFA (total and individual ?) from the forestomachs and hind gut.
- Microbial synthesis and passage from the rumen to the intestines.
- The development and use of mechanistic models for optimization of rations.

It is assumed that all five Nordic countries will participate in the research programme in accordance with their interests, competence and resources.

NORWEGIAN JOURNAL OF AGRICULTURAL SCIENCES

INSTRUCTIONS TO AUTHORS

THE MANUSCRIPT

The manuscript shall be typewritten on one side of the paper only. It shall be double spaced and have margins of at least three centimetres. Each of the following elements of the manuscript shall begin on a new page: (1) the title, (2) abstract, (3) the text, (4) summary, (5) list of references, (6) tables, (7) figure legends.

The pages shall be numbered consecutively beginning with the title page.

Articles will usually be organized as follows: (1) introduction, (2) materials and methods, (3) results, (4) discussion and (5) summary. Up to three grades of headings can be used to divide up the text. Articles must not exceed 20 manuscript pages, and two copies should be submitted to the managing editor.

TITLE PAGE

The title page shall contain:

1. A precise but brief title. A subtitle may be used, but also this should be brief.
2. A short title of not more than 40 letters and spaces for use as a running headline.
3. The full names of all authors.
4. The name and address of the institution and/or departments in which the research was carried out. Names of institutions shall be in English.

ABSTRACT AND KEYWORDS

Use only keywords listed in *Agrovoc*. The abstract must not exceed 150 words, corresponding to 10 lines in print. The abstract shall briefly describe the purpose/question of the experiment/research project, the method, results and the principal conclusions drawn. Use only standard abbreviations in the abstract.

Do not use more than 10 keywords and list them alphabetically. Indicate the name and address of the author to whom correspondence, proofs and offprints should be sent.

ACKNOWLEDGEMENTS

Acknowledgement shall be made only to persons who have contributed substantially to the results of the research. Authors are responsible for ensuring that individuals named are recognized as being identified with the results and conclusions described in the article.

TABLES

Each table shall be typed double spaced on a separate sheet of paper. They shall be numbered consecutively with Arabic numerals and have a concise descriptive heading. Abbreviations in tables shall be explained in footnotes, using the following symbols in this order: ¹⁾, ²⁾, ³⁾, ⁴⁾, ⁵⁾.

Avoid horizontal and vertical rules (lines) in tables. Tables shall be self explanatory as far as possible without the reader having to refer to the text.

FIGURES

All illustrations, line drawings as well as photographs, shall be considered as figures. Figures shall be numbered consecutively with Arabic numerals. Letters, numerals and symbols must stand out clearly and be in relation to each other. Make sure they are large enough to take reduction. Before preparing line drawings the author should decide whether they are to be of 1 column, 1/2 columns, or 2 columns with so that lettering, etc., after reduction, will be the same size on all drawings. Photographs should be submitted as near to their printed size as possible. If enlargement or reduction is significant in a photograph, the scale should be given on the back and not in the legend. The legend should make the general meaning comprehensible without reference to the text. Figure legends, shall be typewritten together on one or more sheets of paper.

REFERENCES

Reference indicators in the text will follow the Harvard style, with the author's name and the year of publication: Høeg (1971), or (Høeg 1971). The text reference indicator to a work by two authors is given by naming both authors: Oen & Vestrheim (1985) or (Oen & Vestrheim 1985). If three or more authors, the text reference indicator is given by adding et al. to the first named author: Aase et al. (1977) or (Aase et al. 1977).

In the list of references authors' names are listed alphabetically. Two or more works by the same author are listed chronologically and if published in the same year must be distinguished by the appendage a, b, etc. after the year of publication. The corresponding appendage must also appear in the text indicator.

Høeg, O.A. 1971. *Vitenskapelig forfatterskap*. 2. utg. Universitetsforlaget, Oslo, 131s.

Oen, H. & S. Vestrheim 1985. Detection of non-volatile acids in sweet cherry fruits. *Acta agriculturae scandinavica* 35: 145-152.

Strømnes, R. 1983. Maskinell markberedning og manuell planting. *Landbrukets årbok* 1984: 265-278.

Uhlen, G. 1968. Nitrogengjødsling til ettårig raigras. *Jord og avling* 10(3): 5-8.

Aase, K.F., F. Sundstøl & K. Myhr 1977. Forsøk med strandrøyr og nokre andre grasartar. *Forskning og forsøk i landbruket* 27: 575-604.

Notice that:

- Only the first named author's initials and surname are inverted.
- The ampersand symbol is used between author's names.
- The date after the author's name is the year of publication.
- The issue number is given in parentheses after the volume number and only in cases where each issue of a particular volume begins on p. 1.
- A colon is used before page numbers in journal articles.
- The year of publication suffices in cases where the volume number is missing.
- In references to a book, the name of the publisher and the place of publication are given after the title of the book. If more than one edition of a book has been published, the edition used must be indicated. The number of pages should be given.
- It is recommended not to abbreviate the titles of periodicals, but in cases where this has nevertheless been done, abbreviations should be in accordance with the World List of Scientific Periodicals and/or BUCOP British Union Catalogue of Periodicals.

ABBREVIATIONS

Use standard abbreviations where available, otherwise abbreviations given in the text should be explained at their first mention. Quantities and units of measurement shall be in accordance with «Système International d'Unités» (SI).

PROOFS

Page proofs will be sent to the author for proofreading. They should be read immediately and returned to the journal's editorial office. Printer's mistakes should be marked with a blue pen and any possible changes made by the author against the manuscript in red. The second proof will be checked at the editorial office.

OFFPRINTS

An order form for offprints, plus price list, will be sent to authors along with the first proofs. The author(s) will receive 50 offprints free of charge. This form should be filled out and returned with the first proofs to the editorial office.

Norsk Institutt for Skogforskning

1432 ÅS-NLH